



The Strategic Counsel

Gregg, Kelly, Sullivan & Woolstencroft:  
The Strategic Counsel

[www.thestrategiccounsel.com](http://www.thestrategiccounsel.com)

21 St. Clair Avenue East  
Suite 1100  
Toronto, Ontario  
M4T 1L9  
Tel 416 975-4465  
Fax 416 975-1883

60 George Street  
Suite 205  
Ottawa, Ontario  
K1N 1J4  
Tel 613 236-0296  
Fax 613 236-1290



# A Report To The Globe and Mail and CTV

## Perceptions of Torontonians towards the Municipal Strike

**July 31, 2009**

# Introduction and Methodology

- ◆ *The Strategic Counsel* is pleased to present findings of an online survey of 750 Torontonians. This survey was conducted using the Research Now Web Perspectives online panel. All respondents were 18 years of age or older.
- ◆ Respondents completed web-based questionnaires between July 29<sup>th</sup> and July 31<sup>st</sup>, 2009.
- ◆ The results of this poll are based on a sample where quota sampling and weighting are employed to balance demographics and ensure that the sample's composition reflects that of the actual Canadian population according to Census data. Quota samples with weighting from the online panel provide results that are intended to estimate the true state of public opinion on the topics covered in this poll on the dates the questionnaire was administered.
- ◆ The results of any sample survey or poll, irrespective of methodology, may not exactly equal the true population due to multiple sources of imprecision including: coverage error, sampling error, response bias, inaccuracies resulting from non-response, and influences from question order, question wording and response options. Using statistical theory, the sampling error at a given probability level can be calculated for pure random samples with 100% response rates. This sampling error is commonly reported as the “margin of error” and is a best estimate only, as no survey or poll comes close to this ideal.
- ◆ As respondents for this poll were selected from among those who have agreed to be invited to participate in online surveys, no estimates of theoretical sampling error can be calculated.
- ◆ *Note: Proportions may not sum to 100% due to rounding.*

# Is the City of Toronto on the right track or the wrong track?

	Total Sample Pre-agreement	Total Sample Post-agreement
n=	685	750
	%	%
On the right track	<b>30</b>	<b>34</b>
On the wrong track	70	66

Q 1. Right now, do you think that overall the City of Toronto is on the right track or the wrong track?

Base: All respondents

# Which side do Torontonians support in the current City of Toronto Municipal Strike?

		Total Sample Pre-agreement	Total Sample Post-agreement
	n=	685	750
		%	%
City Workers		<b>13</b>	<b>13</b>
City Hall and the Mayor		33	31
Neither		55	56

Q 2. Which side do you support in the recent City of Toronto Municipal strike?

Base: All respondents

# Who gave up MORE at the bargaining table?

	n=	Total Sample Post-agreement
		750
		%
The City		61
The Unions		9
Both Sides Equally		31

Q 3A. Who do you think GAVE UP MORE at the bargaining table in the final settlement of the Strike?

Base: All respondents

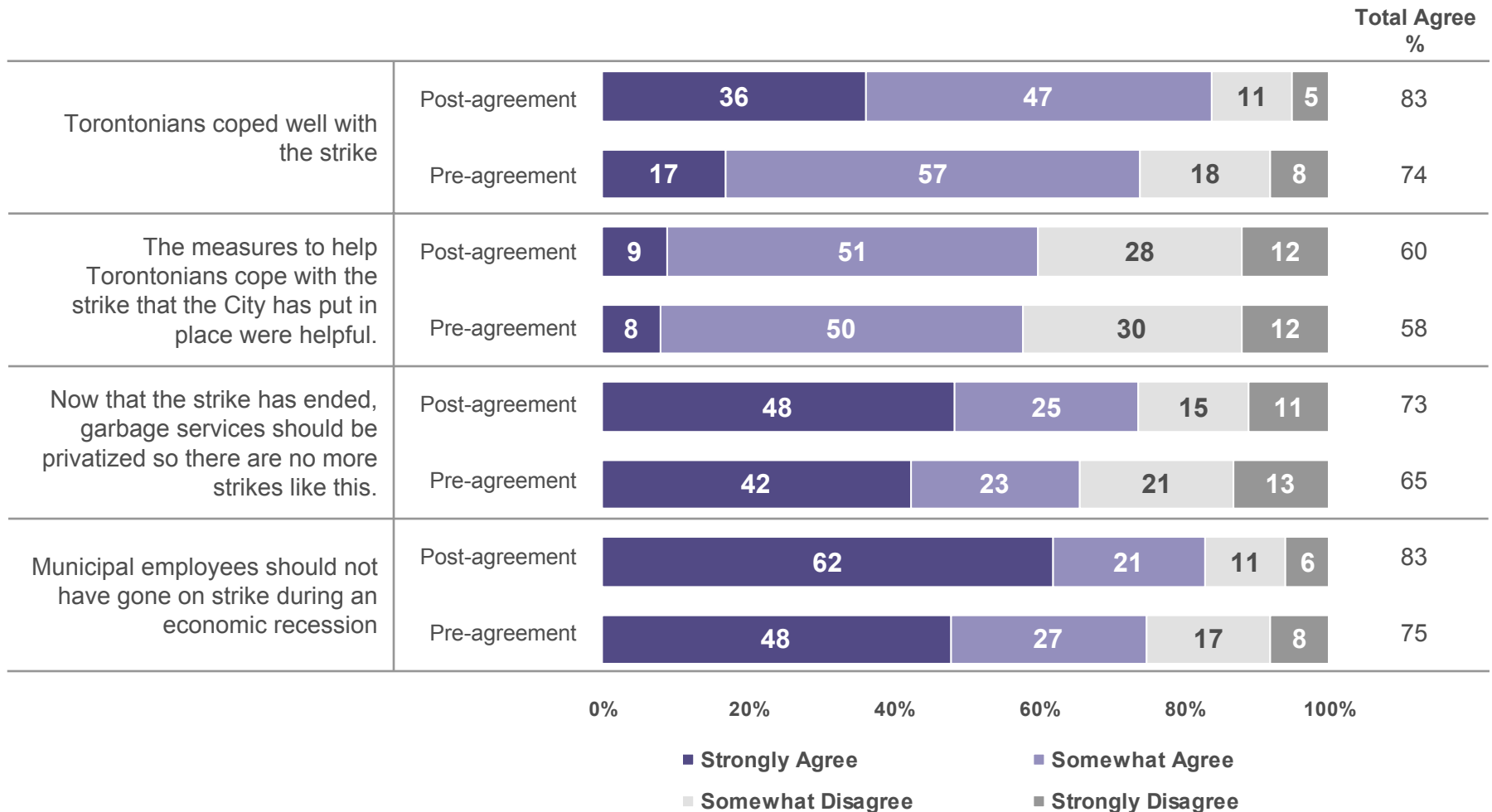
# Should workers be able to bank their sick days and cash them out for early retirement?

	Total Sample Post-agreement
n=	750
	%
Toronto city workers <b>should</b> be able to bank 18 sick days a year and cash them out as the equivalent of six months of paid retirement	22
Toronto city workers <b>should not</b> be able to bank 18 sick days a year and cash them out as the equivalent of six months of paid retirement	78

Q 3. Some people say that Toronto city workers should be able to bank 18 sick days a year and cash them out as the equivalent of six months of paid retirement. Other people say that Toronto city workers should not be able to bank 18 sick days a year and cash them out as the equivalent of six months of paid retirement. Which view is closest to your own?

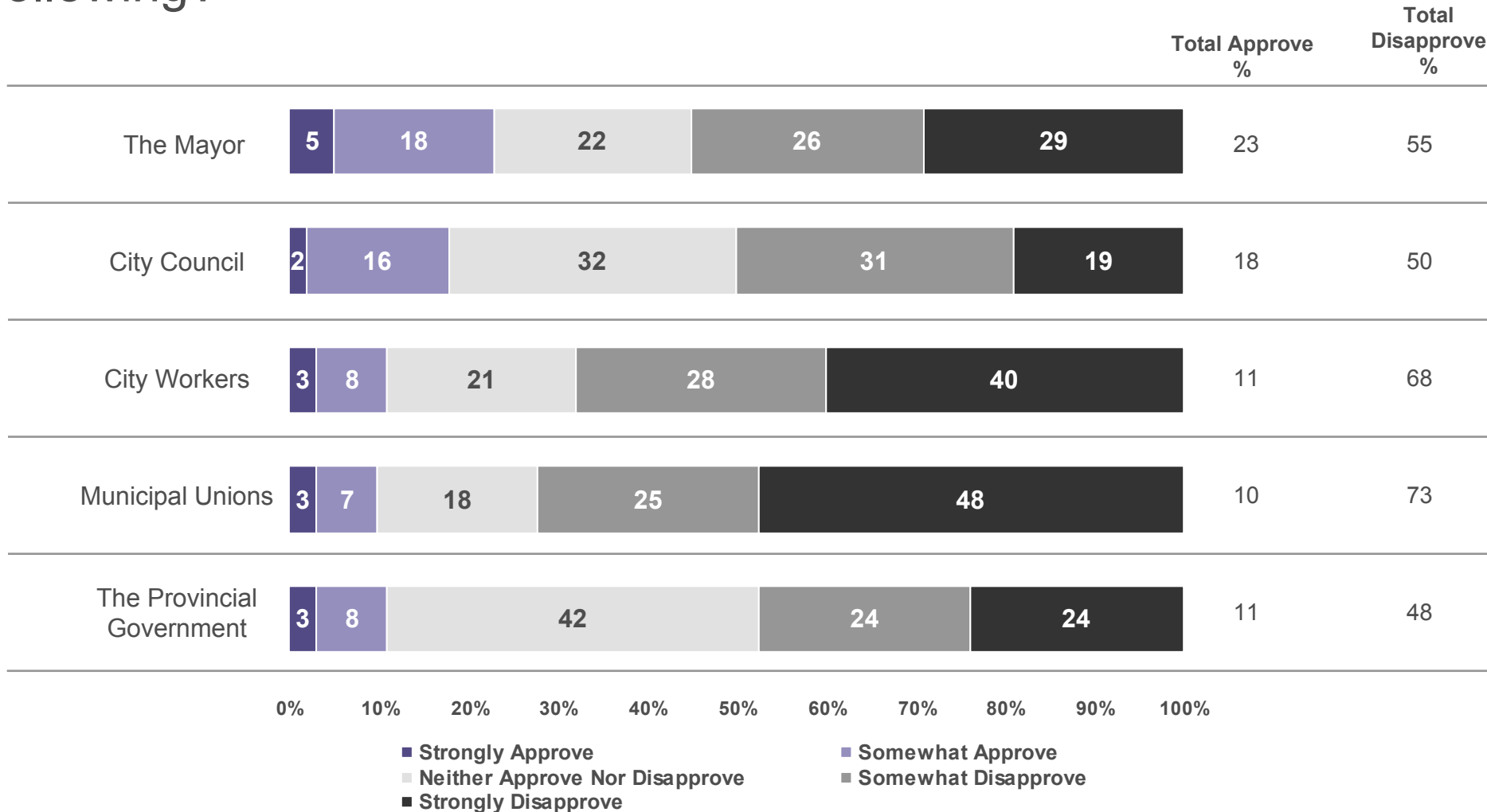
Base: All respondents

# Do Torontonians agree or disagree with the following statements?



Q. 4-7 Do you agree or disagree with these statements  
 Base: All respondents

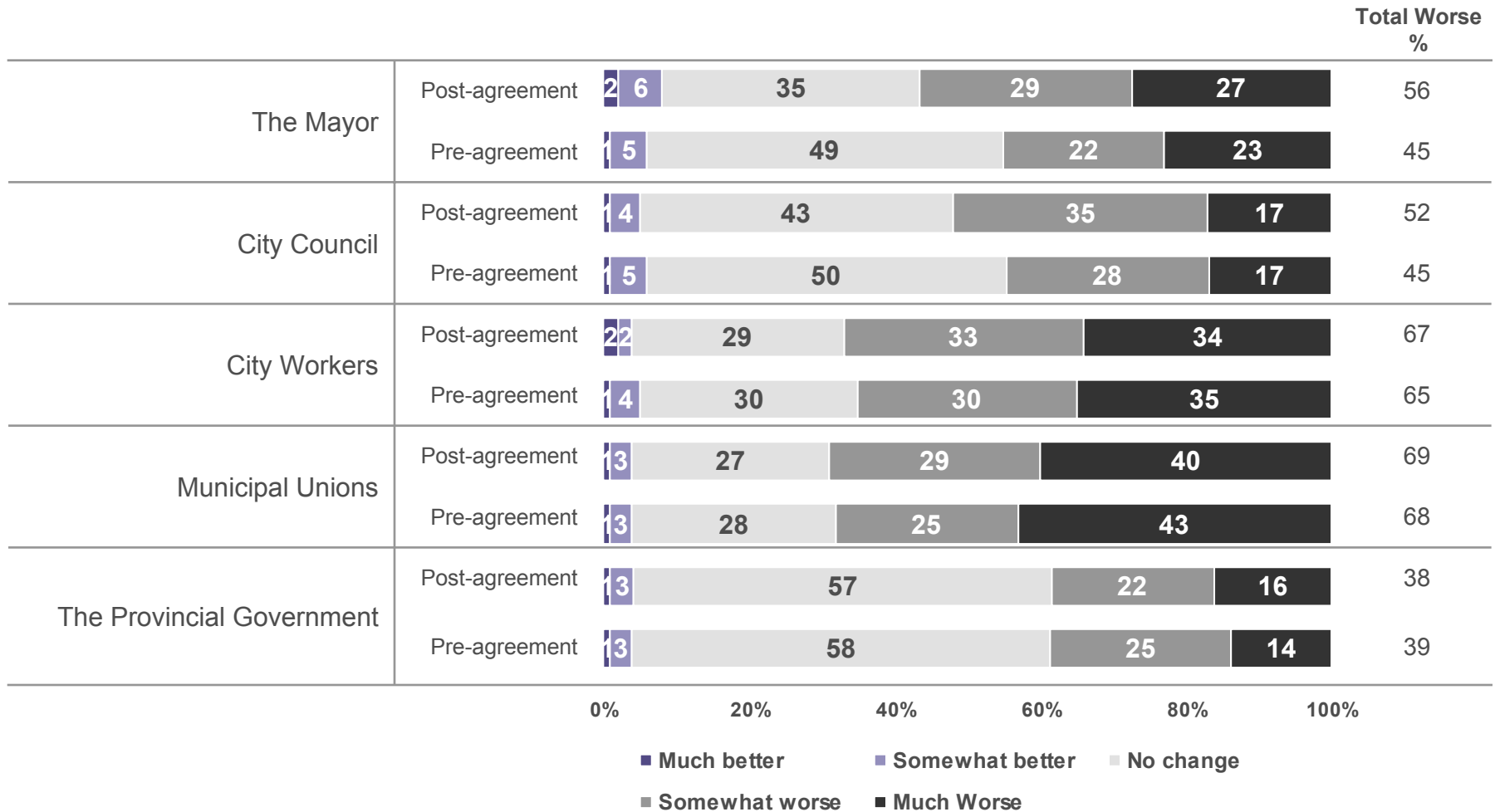
# How do Torontonians rate the performance of each of the following?



Q. 8-12 How would you rate the performance of each of the following during the strike (strongly approve, somewhat approve, neither approve nor disapprove, somewhat disapprove, or strongly disapprove)

Base: All respondents

# How has Torontonians' opinions changed of each of the following?



Q.13-17 Since the strike began, how has your opinion of the following changed?

Base: All respondents

# Are Torontonians more likely or less likely to vote for the mayor now that the strike is over?

	Total Sample Post-agreement
n=	750
	%
<b>NET More Likely</b>	<b>9</b>
Much More Likely	3
Somewhat More Likely	6
Neither More Nor Less Likely	34
Somewhat Less Likely	17
Much Less Likely	41
<b>NET Less Likely</b>	<b>58</b>

Q 18: "Now that the strike is over, are you much more likely, somewhat more likely, neither more nor less likely, somewhat less likely, or much less likely, to vote for David Miller in next year's Mayoral election?"

Base: All respondents

# What proportion of respondents who live in Etobicoke?

		Total Sample Pre-agreement	Total Sample Post-agreement
	n=	685	750
		%	%
Yes		<b>14</b>	<b>14</b>
No		86	86

Q 24. Do you live in Etobicoke?

Base: All respondents