



The Strategic Counsel

The Strategic Counsel

[www.thestrategiccounsel.com](http://www.thestrategiccounsel.com)

21 St. Clair Avenue East  
Suite 1100  
Toronto, Ontario  
M4T 1L9  
Tel 416 975-4465  
Fax 416 975-1883

60 George Street  
Suite 205  
Ottawa, Ontario  
K1N 1J4  
Tel 613 236-0296  
Fax 613 236-1290



A Report To  
**The Globe and Mail  
and CTV**

**2008 Federal Election:  
Battleground Tracking**

**October 5-7, 2008**

# Methodology

- ◆ The Strategic Counsel is pleased to present findings from three surveys of the Battleground Regions of Ontario (n=420), Quebec (n=405) and British Columbia (n=390)
- ◆ Forty-five of the most hotly contested ridings from Quebec, Ontario and British Columbia comprise the *Battleground 2008*.
- ◆ Quebec, Ontario and British Columbia were chosen because they possess the highest concentration of ridings where multiple Parties are likely to have the toughest competition.
- ◆ In the Federal Election of 2006 and subsequent By-Elections, these forty-five ridings were home to the tightest races in the most populous Provinces in the Country.
- ◆ The forty-five ridings consist of the 20 tightest races in Ontario, the 15 closest races in Quebec and the 10 tightest races in British Columbia from the 2006 Federal Election and subsequent By-Elections.
- ◆ Results are based on random samples of adults 18 years of age or older in each of the 45 ridings constituting the *Battleground 2008*. Results were weighted by age to be proportionate to the provincial population sampled.
- ◆ Data collection for this report was conducted between September 4<sup>th</sup> to October 7<sup>th</sup> , 2008.

**Note: Proportions may not sum to 100% due to rounding**

# The Battlegrounds

## British Columbia

- ◆ Vancouver Quadra, Vancouver Island North, West Vancouver-Sunshine Coast-Sea to Sky Country, Fleetwood-Port Kells, Newton-North Delta, Burnaby-Douglas, Esquimalt-Juan de Fuca, Richmond, Pitt Meadows-Maple Ridge-Mission, North Vancouver.

## Ontario

- ◆ Parry Sound-Muskoka, Glengarry-Prescott-Russell, St. Catharines, Hamilton East-Stoney Creek, Brant, Thunder Bay-Superior North, Oakville, Thunder Bay-Rainy River, Huron-Bruce, London-Fanshaw, Ottawa-Orléans, Simcoe North, London West, Barrie, Kitchener-Conestoga, Halton, Peterborough, Algoma-Manitoulin-Kapuskasing, Burlington, Mississauga South.

## Quebec

- ◆ Louis-Hébert, Ahuntsic, Beauport-Limoilou, Brossard-La Prairie, Papineau, Charlesbourg—Haut-Saint-Charles, Hull-Aylmer, Honoré-Mercier, Saint-Hyacinthe-Bagot, Pontiac, Jeanne-Le Ber, Laval-Les Îles, Gatineau, Chicoutimi-Le Fjord, Brome-Missisquoi.

# Sample Distribution and Margin of Error

| <b>Regional and Demographic Breakdowns</b> |                  | <b>Sample Size</b> | <b>Margin of Error ( ± )</b> |
|--|------------------|--------------------|------------------------------|
| British Columbia battleground ridings      | <i>(Oct 5-7)</i> | 390                | 5.0%                         |
| Ontario battleground ridings               | <i>(Oct 5-7)</i> | 420                | 4.8%                         |
| Quebec battleground ridings                | <i>(Oct 5-7)</i> | 405                | 4.9%                         |
| Ontario "905" battleground ridings         | <i>(Oct 1-7)</i> | 215                | 6.7%                         |
| Ontario "519" battleground ridings         | <i>(Oct 1-7)</i> | 174                | 7.4%                         |
| Ontario "other" battleground ridings       | <i>(Oct 1-7)</i> | 309                | 5.6%                         |
| Quebec battleground ridings                | <i>(Oct 1-7)</i> | 621                | 3.9%                         |
| Montreal battleground ridings              | <i>(Oct 1-7)</i> | 250                | 6.2%                         |
| Battleground ridings outside Montreal      | <i>(Oct 1-7)</i> | 371                | 5.1%                         |
| Liberal held ridings                       | <i>(Oct 5-7)</i> | 397                | 4.9%                         |
| Conservative held ridings                  | <i>(Oct 5-7)</i> | 321                | 5.5%                         |
| Bloc Quebecois held ridings                | <i>(Oct 5-7)</i> | 170                | 7.5%                         |
| Conservative voters                        | <i>(Oct 2-7)</i> | 341                | 5.3%                         |
| Liberal voters                             | <i>(Oct 2-7)</i> | 381                | 5.0%                         |
| NDP voters                                 | <i>(Oct 2-7)</i> | 278                | 5.9%                         |
| Bloc voters                                | <i>(Oct 2-7)</i> | 131                | 8.6%                         |
| Green voters                               | <i>(Oct 2-7)</i> | 123                | 8.8%                         |

## Detailed Findings

# Is Canada on the right track?

## BC Battleground Ridings

|                    | Sep 4-6 | Sep 5-7 | Sep 6-8 | Sep 7-9 | Sep 8-10 | Sep 9-11 | Sep 10-13 | Sep 11-14 | Sep 13-15 | Sep 14-16 | Sep 15-17 | Sep 16-18 | Sep 17-20 | Sep 18-21 | Sep 20-22 | Sep 21-23 | Sep 22-24 | Sep 23-25 | Sep 24-27 | Sep 25-30 | Sep27-Oct 1 | Sep30-Oct 2 | Oct 1-4 | Oct 2-5 | Oct 4-6 | Oct 5-7 |
|--------------------|---------|---------|---------|---------|----------|----------|-----------|-----------|-----------|-----------|-----------|-----------|-----------|-----------|-----------|-----------|-----------|-----------|-----------|-----------|-------------|-------------|---------|---------|---------|---------|
| n=                 | 450     | 430     | 410     | 390     | 390      | 390      | 390       | 390       | 390       | 390       | 390       | 390       | 390       | 390       | 390       | 390       | 390       | 390       | 390       | 390       | 390         | 390         | 390     | 390     | 390     | 390     |
|                    | %       | %       | %       | %       | %        | %        | %         | %         | %         | %         | %         | %         | %         | %         | %         | %         | %         | %         | %         | %         | %           | %           | %       | %       | %       | %       |
| On the right track | 57      | 54      | 55      | 54      | 57       | 54       | 52        | 52        | 52        | 52        | 51        | 52        | 53        | 51        | 50        | 53        | 54        | 56        | 53        | 55        | 53          | 54          | 52      | 51      | 53      | 53      |
| On the wrong track | 28      | 31      | 31      | 33      | 33       | 33       | 32        | 30        | 28        | 28        | 28        | 28        | 29        | 29        | 30        | 26        | 26        | 25        | 29        | 28        | 28          | 28          | 30      | 31      | 29      | 29      |
| DK/NA/Ref          | 15      | 15      | 14      | 13      | 11       | 14       | 16        | 19        | 20        | 20        | 21        | 20        | 18        | 19        | 20        | 21        | 20        | 19        | 18        | 18        | 18          | 18          | 19      | 17      | 18      | 18      |

## Ontario Battleground Ridings

|                    | Sep 4-6 | Sep 5-7 | Sep 6-8 | Sep 7-9 | Sep 8-10 | Sep 9-11 | Sep 10-13 | Sep 11-14 | Sep 13-15 | Sep 14-16 | Sep 15-17 | Sep 16-18 | Sep 17-20 | Sep 18-21 | Sep 20-22 | Sep 21-23 | Sep 22-24 | Sep 23-25 | Sep 24-27 | Sep 25-30 | Sep27-Oct 1 | Sep30-Oct 2 | Oct 1-4 | Oct 2-5 | Oct 4-6 | Oct 5-7 |
|--------------------|---------|---------|---------|---------|----------|----------|-----------|-----------|-----------|-----------|-----------|-----------|-----------|-----------|-----------|-----------|-----------|-----------|-----------|-----------|-------------|-------------|---------|---------|---------|---------|
| n=                 | 480     | 460     | 440     | 420     | 420      | 420      | 420       | 420       | 420       | 420       | 420       | 420       | 420       | 420       | 420       | 420       | 420       | 420       | 420       | 420       | 420         | 420         | 420     | 420     | 420     | 420     |
|                    | %       | %       | %       | %       | %        | %        | %         | %         | %         | %         | %         | %         | %         | %         | %         | %         | %         | %         | %         | %         | %           | %           | %       | %       | %       | %       |
| On the right track | 53      | 56      | 57      | 54      | 52       | 52       | 53        | 50        | 50        | 46        | 47        | 45        | 45        | 48        | 51        | 51        | 51        | 51        | 53        | 50        | 50          | 50          | 52      | 49      | 47      | 43      |
| On the wrong track | 31      | 28      | 28      | 31      | 34       | 34       | 33        | 31        | 32        | 33        | 34        | 36        | 38        | 37        | 32        | 31        | 27        | 29        | 30        | 35        | 35          | 34          | 34      | 35      | 37      | 37      |
| DK/NA/Ref          | 17      | 15      | 15      | 15      | 15       | 15       | 14        | 19        | 18        | 21        | 18        | 19        | 17        | 15        | 17        | 19        | 22        | 20        | 17        | 16        | 15          | 16          | 14      | 15      | 16      | 20      |

## Quebec Battleground Ridings

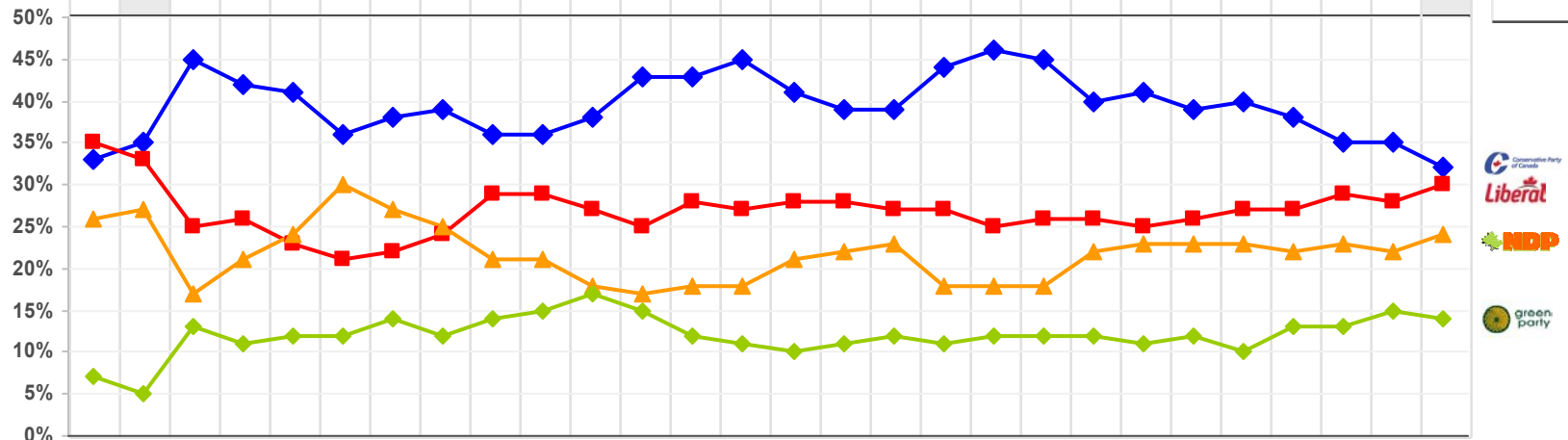
|                    | Sep 4-6 | Sep 5-7 | Sep 6-8 | Sep 7-9 | Sep 8-10 | Sep 9-11 | Sep 10-13 | Sep 11-14 | Sep 13-15 | Sep 14-16 | Sep 15-17 | Sep 16-18 | Sep 17-20 | Sep 18-21 | Sep 20-22 | Sep 21-23 | Sep 22-24 | Sep 23-25 | Sep 24-27 | Sep 25-30 | Sep27-Oct 1 | Sep30-Oct 2 | Oct 1-4 | Oct 2-5 | Oct 4-6 | Oct 5-7 |
|--------------------|---------|---------|---------|---------|----------|----------|-----------|-----------|-----------|-----------|-----------|-----------|-----------|-----------|-----------|-----------|-----------|-----------|-----------|-----------|-------------|-------------|---------|---------|---------|---------|
| n=                 | 450     | 435     | 420     | 405     | 405      | 405      | 405       | 405       | 405       | 405       | 405       | 405       | 405       | 405       | 405       | 405       | 495       | 405       | 405       | 405       | 405         | 405         | 405     | 405     | 405     | 405     |
|                    | %       | %       | %       | %       | %        | %        | %         | %         | %         | %         | %         | %         | %         | %         | %         | %         | %         | %         | %         | %         | %           | %           | %       | %       | %       | %       |
| On the right track | 60      | 59      | 57      | 55      | 53       | 52       | 51        | 51        | 47        | 44        | 47        | 49        | 54        | 52        | 53        | 51        | 47        | 45        | 46        | 49        | 52          | 52          | 51      | 50      | 48      | 49      |
| On the wrong track | 32      | 32      | 32      | 32      | 34       | 35       | 35        | 35        | 38        | 42        | 40        | 39        | 32        | 33        | 33        | 34        | 37        | 38        | 39        | 39        | 34          | 34          | 33      | 37      | 39      | 41      |
| DK/NA/Ref          | 8       | 9       | 11      | 13      | 13       | 13       | 14        | 14        | 15        | 14        | 13        | 12        | 14        | 15        | 14        | 15        | 16        | 17        | 14        | 13        | 14          | 15          | 15      | 14      | 12      | 11      |

Q. Right now, do you think that overall the country is on the right track or the wrong track?

Base: All respondents

# How would they vote today? BC Battleground Ridings

|                          | 2004 | 2006 | 2008    |         |         |         |          |          |           |           |           |           |           |           |           |           |           |           |           |           |           |           |                |                |         | Difference from 2006 election |         |         |         |   |
|--------------------------|------|------|---------|---------|---------|---------|----------|----------|-----------|-----------|-----------|-----------|-----------|-----------|-----------|-----------|-----------|-----------|-----------|-----------|-----------|-----------|----------------|----------------|---------|-------------------------------|---------|---------|---------|---|
|                          |      |      | Sep 4-6 | Sep 5-7 | Sep 6-8 | Sep 7-9 | Sep 8-10 | Sep 9-11 | Sep 10-13 | Sep 11-14 | Sep 13-15 | Sep 14-16 | Sep 15-17 | Sep 16-18 | Sep 17-20 | Sep 18-21 | Sep 20-22 | Sep 21-23 | Sep 22-24 | Sep 23-25 | Sep 24-27 | Sep 25-30 | Sep 27 - Oct 1 | Sep 30 - Oct 2 | Oct 1-4 |                               | Oct 2-5 | Oct 4-6 | Oct 5-7 |   |
|                          | %    | %    | %       | %       | %       | %       | %        | %        | %         | %         | %         | %         | %         | %         | %         | %         | %         | %         | %         | %         | %         | %         | %              | %              | %       | %                             | %       | %       | %       | % |
| Conservative candidate   | 33   | 35   | 45      | 42      | 41      | 36      | 38       | 39       | 36        | 36        | 38        | 43        | 43        | 45        | 41        | 39        | 39        | 44        | 46        | 45        | 40        | 41        | 39             | 40             | 38      | 35                            | 35      | 32      | -3      |   |
| Liberal candidate        | 35   | 33   | 25      | 26      | 23      | 21      | 22       | 24       | 29        | 29        | 27        | 25        | 28        | 27        | 28        | 27        | 27        | 25        | 26        | 26        | 26        | 25        | 26             | 27             | 27      | 29                            | 28      | 30      | -3      |   |
| NDP candidate            | 26   | 27   | 17      | 21      | 24      | 30      | 27       | 25       | 21        | 21        | 18        | 17        | 18        | 18        | 21        | 22        | 23        | 18        | 18        | 18        | 22        | 23        | 23             | 23             | 22      | 23                            | 22      | 24      | -3      |   |
| Bloc Quebecois candidate | -    | -    | -       | -       | -       | -       | -        | -        | -         | -         | -         | -         | -         | -         | -         | -         | -         | -         | -         | -         | -         | -         | -              | -              | -       | -                             | -       | -       | -       | - |
| Green Party candidate    | 7    | 5    | 13      | 11      | 12      | 12      | 14       | 12       | 14        | 15        | 17        | 15        | 12        | 11        | 10        | 11        | 12        | 11        | 12        | 12        | 12        | 11        | 12             | 10             | 13      | 13                            | 15      | 14      | +9      |   |



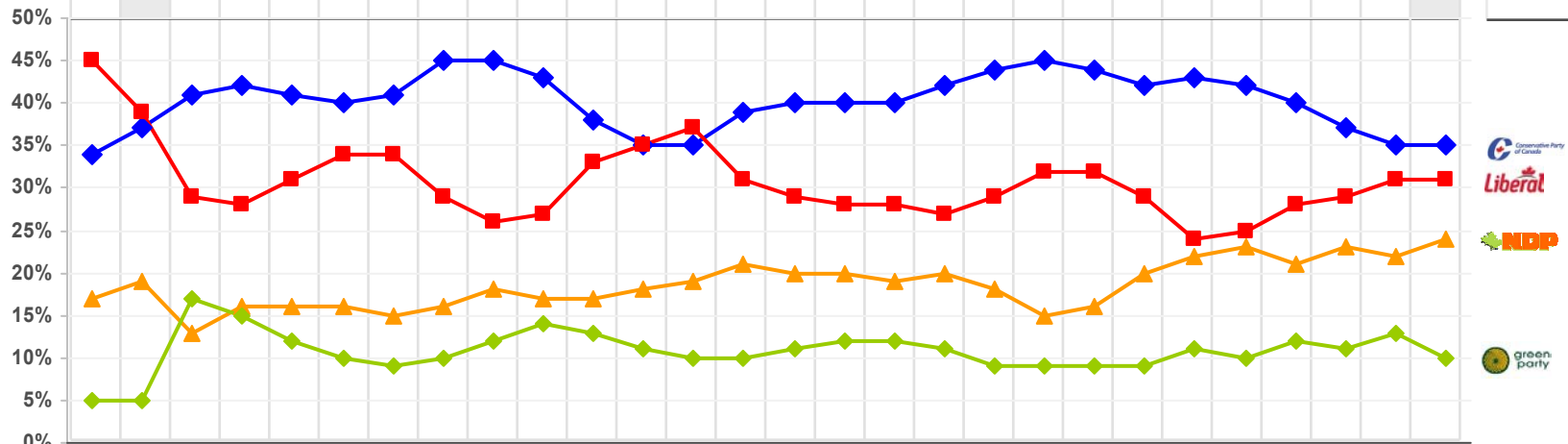
Q. If the federal election was being held tomorrow, do you think you'd be supporting the (ROTATE LIST) Liberal candidate in your area, Conservative candidate in your area, the NDP candidate in your area, or the Green Party candidate in your area or (QUEBEC ONLY) Bloc Quebecois candidate in your area?

Q. In that case, which party's candidate in your local area would you be leaning towards at this time? Would it be the (ROTATE LIST) Liberal candidate in your area, Conservative candidate in your area, the NDP candidate in your area, Green Party candidate in your area or (QUEBEC ONLY) Bloc Quebecois candidate in your area?

Base: Total sample

# How would they vote today? Ontario Battleground Ridings

|                          | 2004 | 2006 | 2008    |         |         |         |          |          |           |           |           |           |           |           |           |           |           |           |           |           |           |           |                |                |         | Difference from 2006 election |         |         |         |   |
|--------------------------|------|------|---------|---------|---------|---------|----------|----------|-----------|-----------|-----------|-----------|-----------|-----------|-----------|-----------|-----------|-----------|-----------|-----------|-----------|-----------|----------------|----------------|---------|-------------------------------|---------|---------|---------|---|
|                          |      |      | Sep 4-6 | Sep 5-7 | Sep 6-8 | Sep 7-9 | Sep 8-10 | Sep 9-11 | Sep 10-13 | Sep 11-14 | Sep 13-15 | Sep 14-16 | Sep 15-17 | Sep 16-18 | Sep 17-20 | Sep 18-21 | Sep 20-22 | Sep 21-23 | Sep 22-24 | Sep 23-25 | Sep 24-27 | Sep 25-30 | Sep 27 - Oct 1 | Sep 30 - Oct 2 | Oct 1-4 |                               | Oct 2-5 | Oct 4-6 | Oct 5-7 |   |
|                          | %    | %    | %       | %       | %       | %       | %        | %        | %         | %         | %         | %         | %         | %         | %         | %         | %         | %         | %         | %         | %         | %         | %              | %              | %       | %                             | %       | %       | %       | % |
| Conservative candidate   | 34   | 37   | 41      | 42      | 41      | 40      | 41       | 45       | 45        | 43        | 38        | 35        | 35        | 39        | 40        | 40        | 40        | 42        | 44        | 45        | 44        | 42        | 43             | 42             | 40      | 37                            | 35      | 35      | -2      |   |
| Liberal candidate        | 45   | 39   | 29      | 28      | 31      | 34      | 34       | 29       | 26        | 27        | 33        | 35        | 37        | 31        | 29        | 28        | 28        | 27        | 29        | 32        | 32        | 29        | 24             | 25             | 28      | 29                            | 31      | 31      | -8      |   |
| NDP candidate            | 17   | 19   | 13      | 16      | 16      | 16      | 15       | 16       | 18        | 17        | 17        | 18        | 19        | 21        | 20        | 20        | 19        | 20        | 18        | 15        | 16        | 20        | 22             | 23             | 21      | 23                            | 22      | 24      | +5      |   |
| Bloc Quebecois candidate | -    | -    | -       | -       | -       | -       | -        | -        | -         | -         | -         | -         | -         | -         | -         | -         | -         | -         | -         | -         | -         | -         | -              | -              | -       | -                             | -       | -       | -       | - |
| Green Party candidate    | 5    | 5    | 17      | 15      | 12      | 10      | 9        | 10       | 12        | 14        | 13        | 11        | 10        | 10        | 11        | 12        | 12        | 11        | 9         | 9         | 9         | 9         | 11             | 10             | 12      | 11                            | 13      | 10      | +5      |   |



Q. If the federal election was being held tomorrow, do you think you'd be supporting the (ROTATE LIST) Liberal candidate in your area, Conservative candidate in your area, the NDP candidate in your area, or the Green Party candidate in your area or (QUEBEC ONLY) Bloc Quebecois candidate in your area?

Q. In that case, which party's candidate in your local area would you be leaning towards at this time? Would it be the (ROTATE LIST) Liberal candidate in your area, Conservative candidate in your area, the NDP candidate in your area, Green Party candidate in your area or (QUEBEC ONLY) Bloc Quebecois candidate in your area?

Base: Total sample

# How would they vote today? Ontario Battleground Ridings *by region*

| 905 Battlegrounds      |    | 2006 | 2008     |           |           |           |              |              |              |              |              | Difference from 2006 election |         |
|------------------------|----|------|----------|-----------|-----------|-----------|--------------|--------------|--------------|--------------|--------------|-------------------------------|---------|
|                        |    |      | Sep 6-11 | Sep 13-18 | Sep 20-25 | Sep 22-30 | Sep 23-Oct 1 | Sep 24-Oct 2 | Sep 25-Oct 4 | Sep 27-Oct 5 | Sep 30-Oct 6 |                               | Oct 1-7 |
| n=                     |    |      | 225      | 209       | 207       | 215       | 207          | 216          | 220          | 221          | 214          | 215                           |         |
|                        |    | %    | %        | %         | %         | %         | %            | %            | %            | %            | %            | %                             |         |
| Conservative candidate | 39 | 40   | 36       | 48        | 47        | 49        | 47           | 43           | 41           | 40           | 39           | 0                             |         |
| Liberal candidate      | 40 | 35   | 34       | 34        | 31        | 29        | 29           | 30           | 30           | 34           | 35           | -5                            |         |
| NDP candidate          | 16 | 16   | 21       | 13        | 15        | 16        | 17           | 19           | 20           | 19           | 18           | +2                            |         |
| Green Party candidate  | 5  | 10   | 8        | 5         | 7         | 7         | 6            | 7            | 9            | 8            | 8            | +3                            |         |

| 519 Battlegrounds      |    | 2006 | 2008     |           |           |           |              |              |              |              |              | Difference from 2006 election |         |
|------------------------|----|------|----------|-----------|-----------|-----------|--------------|--------------|--------------|--------------|--------------|-------------------------------|---------|
|                        |    |      | Sep 6-11 | Sep 13-18 | Sep 20-25 | Sep 22-30 | Sep 23-Oct 1 | Sep 24-Oct 2 | Sep 25-Oct 4 | Sep 27-Oct 5 | Sep 30-Oct 6 |                               | Oct 1-7 |
| n=                     |    |      | 166      | 167       | 165       | 169       | 168          | 171          | 176          | 176          | 173          | 174                           |         |
|                        |    | %    | %        | %         | %         | %         | %            | %            | %            | %            | %            | %                             |         |
| Conservative candidate | 36 | 46   | 33       | 41        | 38        | 40        | 36           | 38           | 38           | 41           | 41           | +5                            |         |
| Liberal candidate      | 37 | 26   | 37       | 30        | 31        | 29        | 32           | 28           | 25           | 22           | 23           | -14                           |         |
| NDP candidate          | 22 | 15   | 21       | 18        | 22        | 20        | 22           | 23           | 25           | 23           | 24           | +2                            |         |
| Green Party candidate  | 4  | 14   | 9        | 10        | 9         | 11        | 11           | 11           | 12           | 14           | 12           | +8                            |         |

| Rest of Ontario Battlegrounds |    | 2006 | 2008     |           |           |           |              |              |              |              |              | Difference from 2006 election |         |
|-------------------------------|----|------|----------|-----------|-----------|-----------|--------------|--------------|--------------|--------------|--------------|-------------------------------|---------|
|                               |    |      | Sep 6-11 | Sep 13-18 | Sep 20-25 | Sep 22-30 | Sep 23-Oct 1 | Sep 24-Oct 2 | Sep 25-Oct 4 | Sep 27-Oct 5 | Sep 30-Oct 6 |                               | Oct 1-7 |
| n=                            |    |      | 318      | 300       | 311       | 309       | 304          | 305          | 307          | 310          | 309          | 309                           |         |
|                               |    | %    | %        | %         | %         | %         | %            | %            | %            | %            | %            | %                             |         |
| Conservative candidate        | 38 | 44   | 42       | 40        | 43        | 43        | 44           | 41           | 41           | 36           | 34           | -4                            |         |
| Liberal candidate             | 35 | 29   | 28       | 27        | 26        | 26        | 26           | 27           | 26           | 27           | 29           | -6                            |         |
| NDP candidate                 | 22 | 17   | 16       | 19        | 19        | 20        | 19           | 20           | 22           | 24           | 24           | +2                            |         |
| Green Party candidate         | 5  | 10   | 14       | 14        | 12        | 11        | 10           | 13           | 12           | 13           | 13           | +8                            |         |

**905 Ridings:** *St. Catharines, Hamilton East-Stoney Creek, Oakville, Halton, Burlington, Mississauga South.*

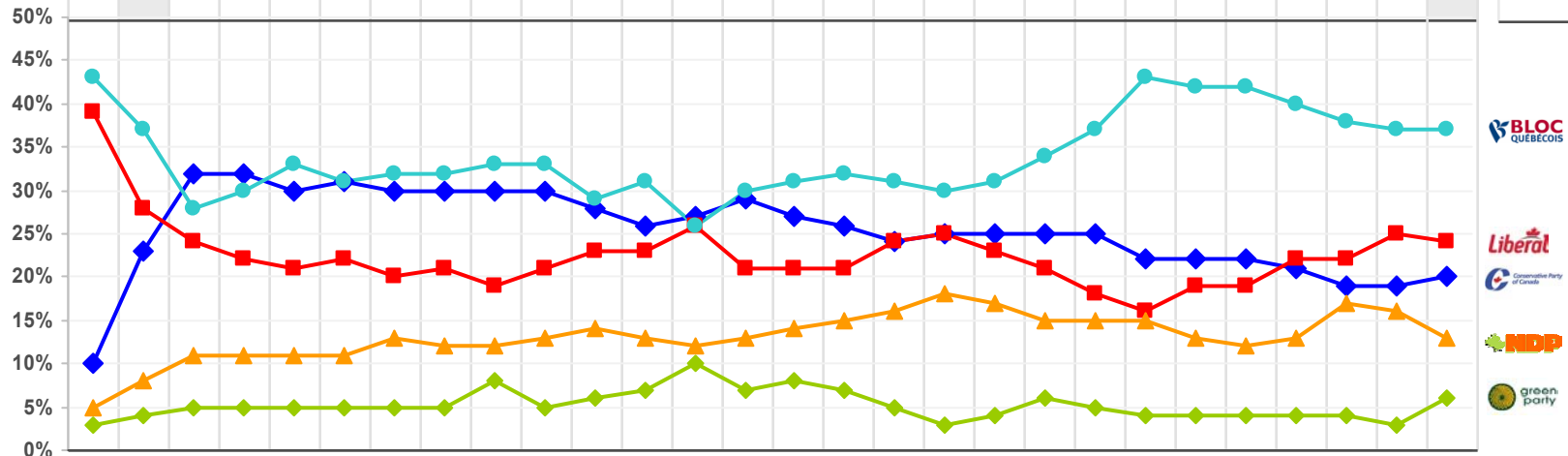
**519 Ridings:** *Brant, Huron-Bruce, London-Fanshaw, London West, Kitchener-Conestoga.*

**Rest of Ontario:** *Parry Sound-Muskoka, Glengarry-Prescott-Russell, Thunder Bay-Superior North, Thunder Bay-Rainy River, Ottawa-Orléans, Simcoe North, Barrie, Peterborough, Algoma-Manitoulin-Kapuskasing.*

- Q. If the federal election was being held tomorrow, do you think you'd be supporting the (ROTATE LIST) Liberal candidate in your area, Conservative candidate in your area, the NDP candidate in your area, or the Green Party candidate in your area or (QUEBEC ONLY) Bloc Quebecois candidate in your area?
- Q. In that case, which federal party's candidate in your local area would you be leaning towards at this time? Would it be the (ROTATE LIST) Liberal candidate in your area, Conservative candidate in your area, the NDP candidate in your area, Green Party candidate in your area or (QUEBEC ONLY) Bloc Quebecois candidate in your area?
- Base: Decided voters

# How would they vote today? Quebec Battleground Ridings

|                          | 2004 | 2006 | 2008    |         |         |         |          |          |           |           |           |           |           |           |           |           |           |           |           |           |           |           |                |                |         | Difference from 2006 election |         |         |
|--------------------------|------|------|---------|---------|---------|---------|----------|----------|-----------|-----------|-----------|-----------|-----------|-----------|-----------|-----------|-----------|-----------|-----------|-----------|-----------|-----------|----------------|----------------|---------|-------------------------------|---------|---------|
|                          |      |      |         |         |         |         |          |          |           |           |           |           |           |           |           |           |           |           |           |           |           |           |                |                |         |                               |         |         |
|                          |      |      | Sep 4-6 | Sep 5-7 | Sep 6-8 | Sep 7-9 | Sep 8-10 | Sep 9-11 | Sep 10-13 | Sep 11-14 | Sep 13-15 | Sep 14-16 | Sep 15-17 | Sep 16-18 | Sep 17-20 | Sep 18-21 | Sep 20-22 | Sep 21-23 | Sep 22-24 | Sep 23-25 | Sep 24-27 | Sep 25-30 | Sep 27 - Oct 1 | Sep 30 - Oct 2 | Oct 1-4 |                               | Oct 2-5 | Oct 4-6 |
| 450                      | 430  | 410  | 405     | 405     | 405     | 405     | 405      | 405      | 405       | 405       | 405       | 405       | 405       | 405       | 405       | 405       | 405       | 405       | 405       | 405       | 405       | 405       | 405            | 405            | 405     | 405                           | 405     | 405     |
| %                        | %    | %    | %       | %       | %       | %       | %        | %        | %         | %         | %         | %         | %         | %         | %         | %         | %         | %         | %         | %         | %         | %         | %              | %              | %       | %                             | %       | %       |
| Conservative candidate   | 10   | 23   | 32      | 32      | 30      | 31      | 30       | 30       | 30        | 28        | 26        | 27        | 29        | 27        | 26        | 24        | 25        | 25        | 25        | 25        | 22        | 22        | 22             | 21             | 19      | 19                            | 20      | -3      |
| Liberal candidate        | 39   | 28   | 24      | 22      | 21      | 22      | 20       | 21       | 19        | 21        | 23        | 26        | 21        | 21        | 21        | 24        | 25        | 23        | 21        | 18        | 16        | 19        | 19             | 22             | 22      | 25                            | 24      | -4      |
| NDP candidate            | 5    | 8    | 11      | 11      | 11      | 11      | 13       | 12       | 12        | 13        | 14        | 13        | 12        | 13        | 14        | 15        | 16        | 17        | 15        | 15        | 15        | 13        | 12             | 13             | 17      | 16                            | 13      | +5      |
| Bloc Quebecois candidate | 43   | 37   | 28      | 30      | 33      | 31      | 32       | 32       | 33        | 33        | 29        | 31        | 26        | 30        | 31        | 32        | 31        | 34        | 37        | 43        | 42        | 42        | 40             | 38             | 37      | 37                            | 0       |         |
| Green Party candidate    | 3    | 4    | 5       | 5       | 5       | 5       | 5        | 5        | 8         | 5         | 6         | 7         | 10        | 7         | 8         | 7         | 5         | 3         | 4         | 6         | 5         | 4         | 4              | 4              | 3       | 6                             | +2      |         |



Q. If the federal election was being held tomorrow, do you think you'd be supporting the (ROTATE LIST) Liberal candidate in your area, Conservative candidate in your area, the NDP candidate in your area, or the Green Party candidate in your area or (QUEBEC ONLY) Bloc Quebecois candidate in your area?

Q. In that case, which party's candidate in your local area would you be leaning towards at this time? Would it be the (ROTATE LIST) Liberal candidate in your area, Conservative candidate in your area, the NDP candidate in your area, Green Party candidate in your area or (QUEBEC ONLY) Bloc Quebecois candidate in your area?

Base: Total sample

# How would they vote today? Quebec Battleground Ridings *by region*

| Total Quebec Battleground Ridings | 2006 | 2008     |          |           |           |           |           |           |           |           |           |           |           |           |              |              |              |              |              |         | Difference from 2006 election |
|-----------------------------------|------|----------|----------|-----------|-----------|-----------|-----------|-----------|-----------|-----------|-----------|-----------|-----------|-----------|--------------|--------------|--------------|--------------|--------------|---------|-------------------------------|
|                                   |      | n=       |          |           |           |           |           |           |           |           |           |           |           |           |              |              |              |              |              |         |                               |
|                                   |      | Sep 4-10 | Sep 8-14 | Sep 10-16 | Sep 11-17 | Sep 13-18 | Sep 14-20 | Sep 15-21 | Sep 16-22 | Sep 17-23 | Sep 18-24 | Sep 20-25 | Sep 21-27 | Sep 22-30 | Sep 23-Oct 1 | Sep 24-Oct 2 | Sep 25-Oct 4 | Sep 27-Oct 5 | Sep 30-Oct 6 | Oct 1-7 |                               |
|                                   | %    | %        | %        | %         | %         | %         | %         | %         | %         | %         | %         | %         | %         | %         | %            | %            | %            | %            | %            | %       |                               |
| Conservative candidate            | 24   | 31       | 30       | 28        | 28        | 28        | 26        | 27        | 26        | 26        | 26        | 24        | 25        | 23        | 24           | 24           | 22           | 21           | 20           | 21      | -3                            |
| Liberal candidate                 | 27   | 22       | 20       | 21        | 23        | 22        | 22        | 23        | 23        | 23        | 22        | 22        | 21        | 19        | 20           | 19           | 19           | 21           | 22           | 23      | -4                            |
| NDP candidate                     | 8    | 12       | 13       | 13        | 12        | 14        | 13        | 13        | 15        | 16        | 16        | 16        | 16        | 16        | 14           | 14           | 14           | 15           | 14           | 13      | +5                            |
| Bloc Quebecois candidate          | 37   | 31       | 32       | 32        | 29        | 29        | 31        | 29        | 31        | 31        | 32        | 34        | 37        | 38        | 40           | 42           | 40           | 39           | 39           | 39      | +2                            |
| Green Party candidate             | 4    | 5        | 5        | 7         | 7         | 7         | 7         | 8         | 6         | 5         | 5         | 5         | 4         | 4         | 5            | 5            | 4            | 4            | 4            | 5       | +1                            |

| Montreal Battlegrounds   | 2006 | 2008     |          |           |           |           |           |           |           |           |           |           |           |           |              |              |              |              |              |         | Difference from 2006 election |
|--------------------------|------|----------|----------|-----------|-----------|-----------|-----------|-----------|-----------|-----------|-----------|-----------|-----------|-----------|--------------|--------------|--------------|--------------|--------------|---------|-------------------------------|
|                          |      | n=       |          |           |           |           |           |           |           |           |           |           |           |           |              |              |              |              |              |         |                               |
|                          |      | Sep 4-10 | Sep 8-14 | Sep 10-16 | Sep 11-17 | Sep 13-18 | Sep 14-20 | Sep 15-21 | Sep 16-22 | Sep 17-23 | Sep 18-24 | Sep 20-25 | Sep 21-27 | Sep 22-30 | Sep 23-Oct 1 | Sep 24-Oct 2 | Sep 25-Oct 4 | Sep 27-Oct 5 | Sep 30-Oct 6 | Oct 1-7 |                               |
|                          | %    | %        | %        | %         | %         | %         | %         | %         | %         | %         | %         | %         | %         | %         | %            | %            | %            | %            | %            | %       |                               |
| Conservative candidate   | 14   | 16       | 20       | 21        | 22        | 22        | 21        | 19        | 19        | 17        | 18        | 17        | 16        | 15        | 14           | 13           | 12           | 11           | 13           | 13      | -1                            |
| Liberal candidate        | 37   | 28       | 26       | 24        | 28        | 27        | 26        | 28        | 26        | 27        | 25        | 26        | 25        | 22        | 23           | 22           | 22           | 24           | 27           | 30      | -7                            |
| NDP candidate            | 8    | 13       | 10       | 12        | 11        | 14        | 13        | 14        | 16        | 18        | 20        | 18        | 19        | 18        | 14           | 15           | 13           | 15           | 15           | 14      | +6                            |
| Bloc Quebecois candidate | 37   | 37       | 40       | 38        | 35        | 33        | 34        | 33        | 34        | 35        | 33        | 35        | 37        | 41        | 44           | 45           | 48           | 45           | 40           | 38      | +1                            |
| Green Party candidate    | 4    | 5        | 4        | 5         | 4         | 5         | 6         | 7         | 5         | 4         | 4         | 5         | 3         | 4         | 5            | 6            | 5            | 5            | 5            | 4       | 0                             |

| Battlegrounds Outside Montreal | 2006 | 2008     |          |           |           |           |           |           |           |           |           |           |           |           |              |              |              |              |              |         | Difference from 2006 election |
|--------------------------------|------|----------|----------|-----------|-----------|-----------|-----------|-----------|-----------|-----------|-----------|-----------|-----------|-----------|--------------|--------------|--------------|--------------|--------------|---------|-------------------------------|
|                                |      | n=       |          |           |           |           |           |           |           |           |           |           |           |           |              |              |              |              |              |         |                               |
|                                |      | Sep 4-10 | Sep 8-14 | Sep 10-16 | Sep 11-17 | Sep 13-18 | Sep 14-20 | Sep 15-21 | Sep 16-22 | Sep 17-23 | Sep 18-24 | Sep 20-25 | Sep 21-27 | Sep 22-30 | Sep 23-Oct 1 | Sep 24-Oct 2 | Sep 25-Oct 4 | Sep 27-Oct 5 | Sep 30-Oct 6 | Oct 1-7 |                               |
|                                | %    | %        | %        | %         | %         | %         | %         | %         | %         | %         | %         | %         | %         | %         | %            | %            | %            | %            | %            | %       |                               |
| Conservative candidate         | 30   | 41       | 36       | 33        | 33        | 32        | 30        | 32        | 31        | 31        | 31        | 30        | 30        | 29        | 31           | 31           | 28           | 27           | 26           | 26      | -4                            |
| Liberal candidate              | 21   | 17       | 17       | 19        | 20        | 19        | 19        | 20        | 21        | 20        | 19        | 20        | 19        | 18        | 17           | 16           | 17           | 18           | 18           | 18      | -3                            |
| NDP candidate                  | 9    | 11       | 15       | 13        | 14        | 14        | 14        | 13        | 13        | 15        | 13        | 14        | 15        | 15        | 14           | 13           | 15           | 15           | 14           | 12      | +3                            |
| Bloc Quebecois candidate       | 37   | 27       | 27       | 28        | 25        | 27        | 29        | 26        | 28        | 28        | 30        | 30        | 31        | 35        | 34           | 36           | 37           | 37           | 39           | 39      | +2                            |
| Green Party candidate          | 4    | 5        | 5        | 8         | 9         | 8         | 9         | 9         | 7         | 7         | 6         | 6         | 5         | 4         | 5            | 4            | 3            | 3            | 3            | 5       | +1                            |

**Montreal ridings:** Ahuntsic, Brossard-La Prairie, Papineau, Honoré-Mercier, Jeanne-Le Ber, Laval-Les Îles

**Outside Montreal:** Louis-Hébert, Beauport-Limoilou, Charlesbourg—Haut-Saint-Charles, Hull-Aylmer, Saint-Hyacinthe-Bagot, Pontiac, Gatineau, Chicoutimi-Le Fjord, Brome-Missisquoi.

Q. If the federal election was being held tomorrow, do you think you'd be supporting the (ROTATE LIST) Liberal candidate in your area, Conservative candidate in your area, the NDP candidate in your area, or the Green Party candidate in your area or (QUEBEC ONLY) Bloc Quebecois candidate in your area?

Q. In that case, which federal party's candidate in your local area would you be leaning towards at this time? Would it be the (ROTATE LIST) Liberal candidate in your area, Conservative candidate in your area, the NDP candidate in your area, Green Party candidate in your area or (QUEBEC ONLY) Bloc Quebecois candidate in your area?

Base: Decided voters

# How well are the parties doing in ridings they won in the previous election?

## Liberal Ridings

|                          | 2006 | Sep 4-7 | Sep 5-8 | Sep 6-9 | Sep 7-10 | Sep 8-11 | Sep 10-13 | Sep 11-14 | Sep 13-15 | Sep 14-16 | Sep 15-17 | Sep 16-18 | Sep 17-20 | Sep 18-21 | Sep 20-22 | Sep 21-23 | Sep 22-24 | Sep 23-25 | Sep 24-27 | Sep 25-30 | Sep 27-Oct 1 | Sep 30-Oct 2 | Oct 1-4 | Oct 2-5 | Oct 4-6 | Oct 5-7 | Difference from 2006 election |
|--------------------------|------|---------|---------|---------|----------|----------|-----------|-----------|-----------|-----------|-----------|-----------|-----------|-----------|-----------|-----------|-----------|-----------|-----------|-----------|--------------|--------------|---------|---------|---------|---------|-------------------------------|
|                          |      | n=      | 450     | 430     | 410      | 390      | 390       | 390       | 390       | 390       | 390       | 390       | 384       | 387       | 392       | 402       | 404       | 401       | 392       | 396       | 390          | 391          | 388     | 406     | 402     | 400     |                               |
|                          | %    | %       | %       | %       | %        | %        | %         | %         | %         | %         | %         | %         | %         | %         | %         | %         | %         | %         | %         | %         | %            | %            | %       | %       | %       | %       | %                             |
| Conservative candidate   | 31   | 36      | 34      | 34      | 34       | 36       | 37        | 34        | 32        | 32        | 33        | 33        | 32        | 31        | 34        | 40        | 41        | 38        | 34        | 32        | 33           | 32           | 33      | 27      | 28      | 25      | -6                            |
| Liberal candidate        | 39   | 29      | 31      | 32      | 34       | 32       | 29        | 29        | 33        | 35        | 38        | 37        | 35        | 34        | 33        | 30        | 30        | 33        | 35        | 33        | 29           | 31           | 31      | 36      | 35      | 36      | -3                            |
| NDP candidate            | 19   | 18      | 19      | 19      | 18       | 17       | 17        | 19        | 17        | 17        | 16        | 19        | 19        | 20        | 20        | 17        | 17        | 16        | 18        | 19        | 20           | 22           | 20      | 23      | 22      | 24      | +5                            |
| Bloc Quebecois candidate | 6    | 3       | 3       | 3       | 4        | 4        | 5         | 5         | 4         | 4         | 3         | 3         | 3         | 4         | 4         | 4         | 4         | 5         | 6         | 6         | 6            | 6            | 4       | 4       | 4       | 5       | -1                            |
| Green Party candidate    | 5    | 14      | 13      | 12      | 11       | 12       | 13        | 13        | 14        | 11        | 10        | 9         | 11        | 12        | 10        | 9         | 9         | 10        | 10        | 9         | 11           | 10           | 12      | 10      | 11      | 10      | +5                            |

## Conservative Ridings

|                          | 2006 | Sep 4-7 | Sep 5-8 | Sep 6-9 | Sep 7-10 | Sep 8-11 | Sep 10-13 | Sep 11-14 | Sep 13-15 | Sep 14-16 | Sep 15-17 | Sep 16-18 | Sep 17-20 | Sep 18-21 | Sep 20-22 | Sep 21-23 | Sep 22-24 | Sep 23-25 | Sep 24-27 | Sep 25-30 | Sep 27-Oct 1 | Sep 30-Oct 2 | Oct 1-4 | Oct 2-5 | Oct 4-6 | Oct 5-7 | Difference from 2006 election |
|--------------------------|------|---------|---------|---------|----------|----------|-----------|-----------|-----------|-----------|-----------|-----------|-----------|-----------|-----------|-----------|-----------|-----------|-----------|-----------|--------------|--------------|---------|---------|---------|---------|-------------------------------|
|                          |      | n=      | 480     | 460     | 440      | 420      | 420       | 420       | 420       | 420       | 420       | 420       | 320       | 321       | 319       | 324       | 314       | 314       | 300       | 315       | 309          | 317          | 313     | 325     | 330     | 330     |                               |
|                          | %    | %       | %       | %       | %        | %        | %         | %         | %         | %         | %         | %         | %         | %         | %         | %         | %         | %         | %         | %         | %            | %            | %       | %       | %       | %       | %                             |
| Conservative candidate   | 40   | 47      | 48      | 51      | 50       | 48       | 48        | 45        | 42        | 40        | 42        | 49        | 49        | 48        | 44        | 41        | 46        | 50        | 51        | 48        | 48           | 50           | 44      | 43      | 39      | 42      | +2                            |
| Liberal candidate        | 32   | 26      | 26      | 25      | 25       | 25       | 24        | 25        | 29        | 28        | 26        | 18        | 16        | 19        | 22        | 26        | 25        | 26        | 23        | 20        | 20           | 21           | 24      | 23      | 26      | 26      | -6                            |
| NDP candidate            | 15   | 10      | 11      | 12      | 15       | 15       | 15        | 12        | 11        | 12        | 16        | 16        | 16        | 13        | 15        | 16        | 13        | 11        | 11        | 16        | 15           | 15           | 13      | 16      | 15      | 15      | 0                             |
| Bloc Quebecois candidate | 8    | 5       | 5       | 5       | 4        | 5        | 5         | 7         | 6         | 7         | 4         | 6         | 7         | 7         | 6         | 7         | 5         | 6         | 5         | 7         | 7            | 7            | 7       | 7       | 8       | 8       | 0                             |
| Green Party candidate    | 5    | 12      | 9       | 7       | 7        | 7        | 9         | 11        | 12        | 13        | 12        | 12        | 11        | 12        | 12        | 11        | 9         | 8         | 10        | 10        | 10           | 8            | 11      | 11      | 13      | 10      | +5                            |

## Bloc Ridings

|                          | 2006 | Sep 4-7 | Sep 5-8 | Sep 6-9 | Sep 7-10 | Sep 8-11 | Sep 10-13 | Sep 11-14 | Sep 13-15 | Sep 14-16 | Sep 15-17 | Sep 16-18 | Sep 17-20 | Sep 18-21 | Sep 20-22 | Sep 21-23 | Sep 22-24 | Sep 23-25 | Sep 24-27 | Sep 25-30 | Sep 27-Oct 1 | Sep 30-Oct 2 | Oct 1-4 | Oct 2-5 | Oct 4-6 | Oct 5-7 | Difference from 2006 election |
|--------------------------|------|---------|---------|---------|----------|----------|-----------|-----------|-----------|-----------|-----------|-----------|-----------|-----------|-----------|-----------|-----------|-----------|-----------|-----------|--------------|--------------|---------|---------|---------|---------|-------------------------------|
|                          |      | n=      | 450     | 435     | 420      | 405      | 405       | 405       | 405       | 405       | 405       | 405       | 148       | 155       | 157       | 160       | 155       | 148       | 148       | 147       | 152          | 153          | 156     | 159     | 161     | 171     |                               |
|                          | %    | %       | %       | %       | %        | %        | %         | %         | %         | %         | %         | %         | %         | %         | %         | %         | %         | %         | %         | %         | %            | %            | %       | %       | %       | %       | %                             |
| Conservative candidate   | 19   | 29      | 26      | 24      | 23       | 25       | 26        | 29        | 24        | 24        | 23        | 25        | 20        | 20        | 21        | 23        | 23        | 19        | 19        | 15        | 18           | 16           | 14      | 13      | 16      | 19      | 0                             |
| Liberal candidate        | 30   | 20      | 20      | 20      | 16       | 19       | 19        | 19        | 23        | 24        | 29        | 23        | 22        | 23        | 26        | 25        | 22        | 19        | 18        | 17        | 15           | 18           | 21      | 22      | 23      | 23      | -7                            |
| NDP candidate            | 8    | 12      | 12      | 13      | 14       | 13       | 14        | 14        | 16        | 12        | 10        | 13        | 15        | 18        | 17        | 18        | 19        | 15        | 14        | 14        | 16           | 17           | 16      | 16      | 16      | 12      | +4                            |
| Bloc Quebecois candidate | 40   | 35      | 37      | 39      | 41       | 39       | 37        | 35        | 33        | 36        | 31        | 35        | 36        | 35        | 33        | 33        | 33        | 42        | 45        | 51        | 48           | 46           | 46      | 44      | 42      | 40      | 0                             |
| Green Party candidate    | 3    | 5       | 5       | 4       | 6        | 5        | 5         | 3         | 4         | 4         | 6         | 5         | 7         | 5         | 4         | 1         | 3         | 4         | 4         | 2         | 3            | 4            | 4       | 5       | 4       | 7       | +4                            |

Q. If the federal election was being held tomorrow, do you think you'd be supporting the (ROTATE LIST) Liberal candidate in your area, Conservative candidate in your area, the NDP candidate in your area, or the Green Party candidate in your area or (QUEBEC ONLY) Bloc Quebecois candidate in your area?

Q. In that case, which federal party's candidate in your local area would you be leaning towards at this time? Would it be the (ROTATE LIST) Liberal candidate in your area, Conservative candidate in your area, the NDP candidate in your area, Green Party candidate in your area or (QUEBEC ONLY) Bloc Quebecois candidate in your area?

Base: Decided voters

# How likely are voters in battleground ridings to switch their vote?

## Conservative Voters

|                   | Sep 4-8   | Sep 5-9   | Sep 6-10  | Sep 7-11  | Sep 8-13  | Sep 9-14  | Sep 10-15 | Sep 11-16 | Sep 13-17 | Sep 14-18 | Sep 15-20 | Sep 16-21 | Sep 17-22 | Sep 18-23 | Sep 20-24 | Sep 21-25 | Sep 22-27 | Sep 23-30 | Sep 24-Oct 1 | Sep 25-Oct 2 | Sep 27-Oct 4 | Sep 30-Oct 5 | Oct 1-6   | Oct 2-7   |
|-------------------|-----------|-----------|-----------|-----------|-----------|-----------|-----------|-----------|-----------|-----------|-----------|-----------|-----------|-----------|-----------|-----------|-----------|-----------|--------------|--------------|--------------|--------------|-----------|-----------|
| n=                | 520       | 509       | 477       | 447       | 435       | 432       | 409       | 406       | 402       | 410       | 399       | 401       | 410       | 413       | 410       | 415       | 409       | 399       | 405          | 389          | 385          | 375          | 363       | 341       |
| %                 | %         | %         | %         | %         | %         | %         | %         | %         | %         | %         | %         | %         | %         | %         | %         | %         | %         | %         | %            | %            | %            | %            | %         | %         |
| <b>NET Likely</b> | <b>30</b> | <b>27</b> | <b>27</b> | <b>27</b> | <b>27</b> | <b>27</b> | <b>29</b> | <b>29</b> | <b>30</b> | <b>30</b> | <b>28</b> | <b>24</b> | <b>22</b> | <b>21</b> | <b>20</b> | <b>21</b> | <b>22</b> | <b>25</b> | <b>27</b>    | <b>24</b>    | <b>24</b>    | <b>26</b>    | <b>24</b> | <b>24</b> |
| NET Not Likely    | 67        | 69        | 70        | 69        | 69        | 68        | 67        | 67        | 67        | 68        | 70        | 74        | 76        | 78        | 77        | 76        | 75        | 73        | 71           | 74           | 74           | 73           | 74        | 75        |
| DN/NA/Ref         | 2         | 3         | 3         | 4         | 4         | 4         | 4         | 4         | 2         | 2         | 2         | 1         | 2         | 2         | 3         | 3         | 3         | 2         | 3            | 2            | 2            | 2            | 2         | 2         |

## Liberal Voters

|                   | Sep 4-8   | Sep 5-9   | Sep 6-10  | Sep 7-11  | Sep 8-13  | Sep 9-14  | Sep 10-15 | Sep 11-16 | Sep 13-17 | Sep 14-18 | Sep 15-20 | Sep 16-21 | Sep 17-22 | Sep 18-23 | Sep 20-24 | Sep 21-25 | Sep 22-27 | Sep 23-30 | Sep 24-Oct 1 | Sep 25-Oct 2 | Sep 27-Oct 4 | Sep 30-Oct 5 | Oct 1-6   | Oct 2-7   |
|-------------------|-----------|-----------|-----------|-----------|-----------|-----------|-----------|-----------|-----------|-----------|-----------|-----------|-----------|-----------|-----------|-----------|-----------|-----------|--------------|--------------|--------------|--------------|-----------|-----------|
| n=                | 389       | 364       | 343       | 345       | 348       | 343       | 348       | 347       | 357       | 342       | 347       | 348       | 345       | 320       | 332       | 330       | 325       | 318       | 321          | 319          | 327          | 338          | 360       | 381       |
| %                 | %         | %         | %         | %         | %         | %         | %         | %         | %         | %         | %         | %         | %         | %         | %         | %         | %         | %         | %            | %            | %            | %            | %         | %         |
| <b>NET Likely</b> | <b>45</b> | <b>42</b> | <b>39</b> | <b>40</b> | <b>38</b> | <b>36</b> | <b>37</b> | <b>39</b> | <b>39</b> | <b>38</b> | <b>39</b> | <b>39</b> | <b>38</b> | <b>39</b> | <b>38</b> | <b>37</b> | <b>35</b> | <b>36</b> | <b>31</b>    | <b>29</b>    | <b>27</b>    | <b>25</b>    | <b>24</b> | <b>22</b> |
| NET Not Likely    | 51        | 54        | 56        | 53        | 55        | 57        | 56        | 56        | 57        | 58        | 59        | 58        | 60        | 58        | 57        | 58        | 61        | 59        | 63           | 66           | 67           | 69           | 71        | 73        |
| DN/NA/Ref         | 4         | 4         | 5         | 7         | 7         | 8         | 7         | 6         | 4         | 4         | 3         | 3         | 2         | 3         | 5         | 5         | 5         | 6         | 6            | 5            | 6            | 6            | 5         | 5         |

Q. How likely is it that you might switch your vote to your second choice between now and election day?

Base: Those who have a second choice

# How likely are voters in battleground ridings to switch their vote?

## NDP Voters

|                   | Sep 4-8   | Sep 5-9   | Sep 6-10  | Sep 7-11  | Sep 8-13  | Sep 9-14  | Sep 10-15 | Sep 11-16 | Sep 13-17 | Sep 14-18 | Sep 15-20 | Sep 16-21 | Sep 17-22 | Sep 18-23 | Sep 20-24 | Sep 21-25 | Sep 22-27 | Sep 23-30 | Sep 24-Oct 1 | Sep 25-Oct 2 | Sep 27-Oct 4 | Sep 30-Oct 5 | Oct 1-6   | Oct 2-7   |
|-------------------|-----------|-----------|-----------|-----------|-----------|-----------|-----------|-----------|-----------|-----------|-----------|-----------|-----------|-----------|-----------|-----------|-----------|-----------|--------------|--------------|--------------|--------------|-----------|-----------|
| n=                | 249       | 261       | 255       | 249       | 251       | 244       | 227       | 222       | 226       | 229       | 233       | 243       | 254       | 250       | 230       | 222       | 224       | 221       | 221          | 245          | 253          | 265          | 269       | 278       |
| %                 | %         | %         | %         | %         | %         | %         | %         | %         | %         | %         | %         | %         | %         | %         | %         | %         | %         | %         | %            | %            | %            | %            | %         | %         |
| <b>NET Likely</b> | <b>38</b> | <b>39</b> | <b>37</b> | <b>35</b> | <b>34</b> | <b>36</b> | <b>38</b> | <b>43</b> | <b>45</b> | <b>48</b> | <b>47</b> | <b>44</b> | <b>42</b> | <b>40</b> | <b>38</b> | <b>39</b> | <b>41</b> | <b>40</b> | <b>39</b>    | <b>39</b>    | <b>38</b>    | <b>33</b>    | <b>31</b> | <b>31</b> |
| NET Not Likely    | 59        | 59        | 60        | 62        | 62        | 60        | 57        | 52        | 50        | 49        | 51        | 53        | 55        | 57        | 59        | 58        | 57        | 58        | 58           | 59           | 60           | 65           | 66        | 65        |
| DN/NA/Ref         | 3         | 3         | 3         | 3         | 5         | 4         | 5         | 5         | 5         | 4         | 2         | 3         | 4         | 3         | 3         | 4         | 2         | 2         | 3            | 2            | 2            | 3            | 4         | 4         |

## Bloc Voters

|                   | Sep 4-8   | Sep 5-9   | Sep 6-10  | Sep 7-11  | Sep 8-13  | Sep 9-14  | Sep 10-15 | Sep 11-16 | Sep 13-17 | Sep 14-18 | Sep 15-20 | Sep 16-21 | Sep 17-22 | Sep 18-23 | Sep 20-24 | Sep 21-25 | Sep 22-27 | Sep 23-30 | Sep 24-Oct 1 | Sep 25-Oct 2 | Sep 27-Oct 4 | Sep 30-Oct 5 | Oct 1-6   | Oct 2-7   |
|-------------------|-----------|-----------|-----------|-----------|-----------|-----------|-----------|-----------|-----------|-----------|-----------|-----------|-----------|-----------|-----------|-----------|-----------|-----------|--------------|--------------|--------------|--------------|-----------|-----------|
| n=                | 132       | 124       | 123       | 120       | 113       | 123       | 122       | 125       | 113       | 111       | 104       | 105       | 99        | 110       | 108       | 107       | 117       | 125       | 129          | 137          | 141          | 134          | 131       | 131       |
| %                 | %         | %         | %         | %         | %         | %         | %         | %         | %         | %         | %         | %         | %         | %         | %         | %         | %         | %         | %            | %            | %            | %            | %         | %         |
| <b>NET Likely</b> | <b>21</b> | <b>20</b> | <b>24</b> | <b>28</b> | <b>30</b> | <b>29</b> | <b>27</b> | <b>25</b> | <b>24</b> | <b>21</b> | <b>21</b> | <b>19</b> | <b>25</b> | <b>23</b> | <b>24</b> | <b>25</b> | <b>24</b> | <b>20</b> | <b>20</b>    | <b>22</b>    | <b>18</b>    | <b>20</b>    | <b>20</b> | <b>20</b> |
| NET Not Likely    | 78        | 78        | 75        | 72        | 69        | 69        | 71        | 74        | 74        | 77        | 78        | 80        | 75        | 76        | 75        | 75        | 73        | 78        | 76           | 73           | 78           | 76           | 75        | 75        |
| DN/NA/Ref         | 2         | 1         | 1         | 1         | 1         | 2         | 2         | 2         | 2         | 2         | 1         | 1         | 1         | 1         | 1         | -         | 2         | 3         | 4            | 4            | 4            | 4            | 5         | 5         |

## Green Voters

|                   | Sep 4-8   | Sep 5-9   | Sep 6-10  | Sep 7-11  | Sep 8-13  | Sep 9-14  | Sep 10-15 | Sep 11-16 | Sep 13-17 | Sep 14-18 | Sep 15-20 | Sep 16-21 | Sep 17-22 | Sep 18-23 | Sep 20-24 | Sep 21-25 | Sep 22-27 | Sep 23-30 | Sep 24-Oct 1 | Sep 25-Oct 2 | Sep 27-Oct 4 | Sep 30-Oct 5 | Oct 1-6   | Oct 2-7   |
|-------------------|-----------|-----------|-----------|-----------|-----------|-----------|-----------|-----------|-----------|-----------|-----------|-----------|-----------|-----------|-----------|-----------|-----------|-----------|--------------|--------------|--------------|--------------|-----------|-----------|
| n=                | 129       | 120       | 117       | 112       | 123       | 126       | 130       | 131       | 129       | 117       | 120       | 118       | 112       | 106       | 113       | 106       | 100       | 100       | 101          | 94           | 110          | 112          | 115       | 123       |
| %                 | %         | %         | %         | %         | %         | %         | %         | %         | %         | %         | %         | %         | %         | %         | %         | %         | %         | %         | %            | %            | %            | %            | %         | %         |
| <b>NET Likely</b> | <b>43</b> | <b>43</b> | <b>46</b> | <b>54</b> | <b>57</b> | <b>52</b> | <b>52</b> | <b>52</b> | <b>47</b> | <b>47</b> | <b>44</b> | <b>40</b> | <b>39</b> | <b>42</b> | <b>41</b> | <b>46</b> | <b>51</b> | <b>49</b> | <b>48</b>    | <b>49</b>    | <b>43</b>    | <b>34</b>    | <b>36</b> | <b>35</b> |
| NET Not Likely    | 56        | 56        | 51        | 43        | 38        | 42        | 41        | 42        | 49        | 48        | 51        | 56        | 55        | 52        | 54        | 48        | 43        | 47        | 48           | 49           | 57           | 64           | 62        | 63        |
| DN/NA/Ref         | 1         | 1         | 2         | 4         | 5         | 6         | 7         | 6         | 4         | 6         | 5         | 4         | 7         | 6         | 4         | 6         | 6         | 4         | 4            | 2            | -            | 2            | 2         | 2         |

Q. How likely is it that you might switch your vote to your second choice between now and election day?

Base: Those who have a second choice

# Is it time for change?

| BC Battleground Ridings  | Sep 4-6 | Sep 5-7 | Sep 6-8 | Sep 7-9 | Sep 8-10 | Sep 9-11 | Sep 10-13 | Sep 11-14 | Sep 13-15 | Sep 14-16 | Sep 15-17 | Sep 16-18 | Sep 17-20 | Sep 18-21 | Sep 20-22 | Sep 21-23 | Sep 22-24 | Sep 23-25 | Sep 24-27 | Sep 25-30 | Sep 27-Oct 1 | Sep 30-Oct 2 | Oct 1-4 | Oct 2-5 | Oct 4-6 | Oct 5-7 |     |
|--|---------|---------|---------|---------|----------|----------|-----------|-----------|-----------|-----------|-----------|-----------|-----------|-----------|-----------|-----------|-----------|-----------|-----------|-----------|--------------|--------------|---------|---------|---------|---------|-----|
|  | n=      | 450     | 430     | 410     | 390      | 390      | 390       | 390       | 390       | 390       | 390       | 390       | 390       | 390       | 390       | 390       | 390       | 390       | 390       | 390       | 390          | 390          | 390     | 390     | 390     | 390     | 390 |
|  | %       | %       | %       | %       | %        | %        | %         | %         | %         | %         | %         | %         | %         | %         | %         | %         | %         | %         | %         | %         | %            | %            | %       | %       | %       | %       | %   |
| It's time for a change and a new government should be voted in | 40      | 41      | 42      | 46      | 49       | 48       | 51        | 50        | 49        | 42        | 42        | 44        | 50        | 51        | 48        | 43        | 41        | 43        | 45        | 46        | 48           | 49           | 49      | 50      | 49      | 48      |     |
| Now would be the wrong time to make a change                   | 51      | 49      | 48      | 45      | 44       | 45       | 42        | 42        | 42        | 49        | 48        | 46        | 39        | 39        | 42        | 46        | 47        | 46        | 41        | 41        | 38           | 41           | 41      | 40      | 40      | 40      |     |
| DK/NA/Ref  | 9       | 10      | 10      | 9       | 7        | 7        | 7         | 8         | 9         | 10        | 10        | 10        | 10        | 10        | 10        | 11        | 12        | 11        | 14        | 13        | 14           | 11           | 10      | 10      | 12      | 12      |     |

| Ontario Battleground Ridings                                   | Sep 4-6 | Sep 5-7 | Sep 6-8 | Sep 7-9 | Sep 8-10 | Sep 9-11 | Sep 10-13 | Sep 11-14 | Sep 13-15 | Sep 14-16 | Sep 15-17 | Sep 16-18 | Sep 17-20 | Sep 18-21 | Sep 20-22 | Sep 21-23 | Sep 22-24 | Sep 23-25 | Sep 24-27 | Sep 25-30 | Sep 27-Oct 1 | Sep 30-Oct 2 | Oct 1-4 | Oct 2-5 | Oct 4-6 | Oct 5-7 |     |
|--|---------|---------|---------|---------|----------|----------|-----------|-----------|-----------|-----------|-----------|-----------|-----------|-----------|-----------|-----------|-----------|-----------|-----------|-----------|--------------|--------------|---------|---------|---------|---------|-----|
|  | n=      | 480     | 460     | 440     | 420      | 420      | 420       | 420       | 420       | 420       | 429       | 420       | 420       | 420       | 420       | 420       | 420       | 420       | 420       | 420       | 420          | 420          | 420     | 420     | 420     | 420     | 420 |
|  | %       | %       | %       | %       | %        | %        | %         | %         | %         | %         | %         | %         | %         | %         | %         | %         | %         | %         | %         | %         | %            | %            | %       | %       | %       | %       | %   |
| It's time for a change and a new government should be voted in | 43      | 44      | 47      | 48      | 47       | 43       | 46        | 45        | 46        | 43        | 45        | 44        | 48        | 47        | 47        | 43        | 43        | 42        | 45        | 49        | 48           | 46           | 47      | 50      | 55      | 53      |     |
| Now would be the wrong time to make a change                   | 48      | 49      | 46      | 46      | 46       | 48       | 46        | 43        | 41        | 40        | 40        | 41        | 40        | 42        | 42        | 44        | 44        | 46        | 45        | 41        | 41           | 41           | 42      | 40      | 36      | 36      |     |
| DK/NA/Ref  | 9       | 7       | 7       | 6       | 7        | 9        | 8         | 13        | 13        | 18        | 16        | 15        | 12        | 11        | 11        | 13        | 13        | 12        | 10        | 10        | 11           | 14           | 11      | 11      | 9       | 11      |     |

| Quebec Battleground Ridings                                    | Sep 4-6 | Sep 5-7 | Sep 6-8 | Sep 7-9 | Sep 8-10 | Sep 9-11 | Sep 10-13 | Sep 11-14 | Sep 13-15 | Sep 14-16 | Sep 15-17 | Sep 16-18 | Sep 17-20 | Sep 18-21 | Sep 20-22 | Sep 21-23 | Sep 22-24 | Sep 23-25 | Sep 24-27 | Sep 25-30 | Sep 27-Oct 1 | Sep 30-Oct 2 | Oct 1-4 | Oct 2-5 | Oct 4-6 | Oct 5-7 |     |
|--|---------|---------|---------|---------|----------|----------|-----------|-----------|-----------|-----------|-----------|-----------|-----------|-----------|-----------|-----------|-----------|-----------|-----------|-----------|--------------|--------------|---------|---------|---------|---------|-----|
|  | n=      | 450     | 435     | 420     | 405      | 405      | 405       | 405       | 405       | 405       | 405       | 405       | 405       | 405       | 405       | 405       | 405       | 405       | 405       | 405       | 405          | 405          | 405     | 405     | 405     | 405     | 405 |
|  | %       | %       | %       | %       | %        | %        | %         | %         | %         | %         | %         | %         | %         | %         | %         | %         | %         | %         | %         | %         | %            | %            | %       | %       | %       | %       | %   |
| It's time for a change and a new government should be voted in | 45      | 49      | 48      | 46      | 45       | 44       | 48        | 49        | 51        | 52        | 51        | 51        | 54        | 54        | 55        | 51        | 51        | 52        | 54        | 58        | 56           | 57           | 54      | 56      | 57      | 61      |     |
| Now would be the wrong time to make a change                   | 49      | 44      | 44      | 45      | 46       | 47       | 41        | 40        | 39        | 40        | 42        | 38        | 35        | 34        | 35        | 38        | 38        | 37        | 36        | 31        | 32           | 30           | 33      | 34      | 34      | 33      |     |
| DK/NA/Ref  | 6       | 6       | 9       | 9       | 8        | 8        | 11        | 11        | 10        | 8         | 7         | 11        | 12        | 12        | 11        | 11        | 12        | 12        | 10        | 11        | 12           | 13           | 12      | 10      | 9       | 7       |     |

Q. Some people have been saying it's time for a change and that a new government should be voted in. Other people have said that now would be the wrong time to make a change and we should return the Conservatives to power. Which one of these two views best represents your own?

Base: All respondents

# Impressions of Conservative leader Stephen Harper

## BC Battleground Ridings

|                                       | Sept.<br>4-6 | Sept<br>20-21 | Oct<br>6-7 |
|---------------------------------------|--------------|---------------|------------|
| n=                                    | 426          | 248           | 240        |
|                                       | %            | %             | %          |
| <b>NET Favourable</b>                 | <b>61</b>    | <b>56</b>     | <b>52</b>  |
| Very favourable                       | 23           | 15            | 18         |
| Somewhat favourable                   | 38           | 42            | 35         |
| Somewhat unfavourable                 | 17           | 16            | 20         |
| Very unfavourable                     | 23           | 27            | 27         |
| <b>NET Unfavourable</b>               | <b>40</b>    | <b>44</b>     | <b>48</b>  |
| <b>GAP: Favourable - Unfavourable</b> | <b>+21</b>   | <b>+12</b>    | <b>+4</b>  |

## Ontario Battleground Ridings

|                                       | Sept.<br>4-6 | Sept<br>20-21 | Oct<br>6-7 |
|---------------------------------------|--------------|---------------|------------|
| n=                                    | 447          | 271           | 262        |
|                                       | %            | %             | %          |
| <b>NET Favourable</b>                 | <b>62</b>    | <b>60</b>     | <b>52</b>  |
| Very favourable                       | 23           | 17            | 15         |
| Somewhat favourable                   | 39           | 43            | 36         |
| Somewhat unfavourable                 | 21           | 20            | 23         |
| Very unfavourable                     | 17           | 20            | 25         |
| <b>NET Unfavourable</b>               | <b>38</b>    | <b>40</b>     | <b>48</b>  |
| <b>GAP: Favourable - Unfavourable</b> | <b>+24</b>   | <b>+20</b>    | <b>+4</b>  |

## Quebec Battleground Ridings

|                                       | Sept.<br>4-6 | Sept<br>20-21 | Oct<br>6-7 |
|---------------------------------------|--------------|---------------|------------|
| n=                                    | 434          | 249           | 252        |
|                                       | %            | %             | %          |
| <b>NET Favourable</b>                 | <b>58</b>    | <b>44</b>     | <b>40</b>  |
| Very favourable                       | 16           | 15            | 9          |
| Somewhat favourable                   | 42           | 29            | 31         |
| Somewhat unfavourable                 | 18           | 22            | 18         |
| Very unfavourable                     | 24           | 33            | 42         |
| <b>NET Unfavourable</b>               | <b>42</b>    | <b>56</b>     | <b>60</b>  |
| <b>GAP: Favourable - Unfavourable</b> | <b>+16</b>   | <b>-12</b>    | <b>-20</b> |

Q. Thinking of the leaders of the federal parties, would you say your overall impressions of Conservative leader Stephen Harper is very favourable, somewhat favourable, somewhat unfavourable, or very unfavourable?

Base: Those who have an opinion (Proportions exclude "don't know" responses)

# Impressions of Conservative leader Stephen Harper

## All Battleground Ridings

|                                       | Age       |            |           |           |            |           | Gender     |           |           |           |
|---------------------------------------|-----------|------------|-----------|-----------|------------|-----------|------------|-----------|-----------|-----------|
|                                       | 18-34     |            | 35-49     |           | 50+        |           | Male       |           | Female    |           |
|                                       | Sep 20-21 | Oct 6-7    | Sep 20-21 | Oct 6-7   | Sep 20-21  | Oct 6-7   | Sep 20-21  | Oct 6-7   | Sep 20-21 | Oct 6-7   |
| n=                                    | 214       | 205        | 210       | 216       | 326        | 320       | 408        | 379       | 362       | 376       |
|                                       | ±6.7%     | ±6.8%      | ±6.8%     | ±6.7%     | ±5.4%      | ±5.5%     | ±4.9%      | ±5.0%     | ±5.2%     | ±5.1%     |
| <b>NET Favourable</b>                 | <b>46</b> | <b>42</b>  | <b>54</b> | <b>51</b> | <b>58</b>  | <b>49</b> | <b>58</b>  | <b>49</b> | <b>50</b> | <b>47</b> |
| <b>NET Unfavourable</b>               | <b>54</b> | <b>58</b>  | <b>46</b> | <b>49</b> | <b>42</b>  | <b>51</b> | <b>42</b>  | <b>51</b> | <b>50</b> | <b>53</b> |
| <b>GAP: Favourable - Unfavourable</b> | <b>-8</b> | <b>-16</b> | <b>+8</b> | <b>+2</b> | <b>+16</b> | <b>-2</b> | <b>+16</b> | <b>-2</b> | <b>0</b>  | <b>-6</b> |

Q. Thinking of the leaders of the federal parties, would you say your overall impressions of Conservative leader Stephen Harper is very favourable, somewhat favourable, somewhat unfavourable, or very unfavourable?

Base: Those who have an opinion (Proportions exclude "don't know" responses)

# Impressions of Liberal leader Stephane Dion

## BC Battleground Ridings

|                                       | Sept.<br>4-6 | Sept<br>20-21 | Oct<br>6-7 |
|---------------------------------------|--------------|---------------|------------|
| n=                                    | 400          | 229           | 239        |
|                                       | %            | %             | %          |
| <b>NET Favourable</b>                 | <b>37</b>    | <b>39</b>     | <b>43</b>  |
| Very favourable                       | 2            | 5             | 9          |
| Somewhat favourable                   | 34           | 34            | 34         |
| Somewhat unfavourable                 | 36           | 35            | 26         |
| Very unfavourable                     | 27           | 26            | 31         |
| <b>NET Unfavourable</b>               | <b>63</b>    | <b>61</b>     | <b>57</b>  |
| <b>GAP: Favourable - Unfavourable</b> | <b>-26</b>   | <b>-22</b>    | <b>-14</b> |

## Ontario Battleground Ridings

|                                       | Sept.<br>4-6 | Sept<br>20-21 | Oct<br>6-7 |
|---------------------------------------|--------------|---------------|------------|
| n=                                    | 435          | 260           | 255        |
|                                       | %            | %             | %          |
| <b>NET Favourable</b>                 | <b>37</b>    | <b>31</b>     | <b>41</b>  |
| Very favourable                       | 4            | 5             | 10         |
| Somewhat favourable                   | 33           | 27            | 31         |
| Somewhat unfavourable                 | 30           | 38            | 26         |
| Very unfavourable                     | 33           | 31            | 33         |
| <b>NET Unfavourable</b>               | <b>63</b>    | <b>69</b>     | <b>59</b>  |
| <b>GAP: Favourable - Unfavourable</b> | <b>-26</b>   | <b>-38</b>    | <b>-18</b> |

## Quebec Battleground Ridings

|                                       | Sept.<br>4-6 | Sept<br>20-21 | Oct<br>6-7 |
|---------------------------------------|--------------|---------------|------------|
| n=                                    | 425          | 250           | 251        |
|                                       | %            | %             | %          |
| <b>NET Favourable</b>                 | <b>36</b>    | <b>35</b>     | <b>51</b>  |
| Very favourable                       | 6            | 6             | 12         |
| Somewhat favourable                   | 30           | 29            | 38         |
| Somewhat unfavourable                 | 35           | 32            | 22         |
| Very unfavourable                     | 30           | 33            | 27         |
| <b>NET Unfavourable</b>               | <b>64</b>    | <b>65</b>     | <b>49</b>  |
| <b>GAP: Favourable - Unfavourable</b> | <b>-28</b>   | <b>-30</b>    | <b>+2</b>  |

Q. Thinking of the leaders of the federal parties, would you say your overall impressions of Liberal leader Stephane Dion is very favourable, somewhat favourable, somewhat unfavourable, or very unfavourable?

Base: Those who have an opinion (Proportions exclude "don't know" responses)

# Impressions of Liberal leader Stephane Dion

## All Battleground Ridings

|                                       | Age        |           |            |            |            |            | Gender     |            |            |           |
|---------------------------------------|------------|-----------|------------|------------|------------|------------|------------|------------|------------|-----------|
|                                       | 18-34      |           | 35-49      |            | 50+        |            | Male       |            | Female     |           |
|                                       | Sep 20-21  | Oct 6-7   | Sep 20-21  | Oct 6-7    | Sep 20-21  | Oct 6-7    | Sep 20-21  | Oct 6-7    | Sep 20-21  | Oct 6-7   |
| n=                                    | 200        | 198       | 201        | 214        | 324        | 319        | 396        | 379        | 346        | 366       |
|                                       | ±6.9%      | ±7.0%     | ±6.9%      | ±6.7%      | ±5.4%      | ±5.5%      | ±4.9%      | ±5.0%      | ±5.3%      | ±5.1%     |
| <b>NET Favourable</b>                 | <b>33</b>  | <b>50</b> | <b>34</b>  | <b>43</b>  | <b>36</b>  | <b>43</b>  | <b>28</b>  | <b>41</b>  | <b>41</b>  | <b>48</b> |
| <b>NET Unfavourable</b>               | <b>67</b>  | <b>50</b> | <b>66</b>  | <b>57</b>  | <b>64</b>  | <b>57</b>  | <b>72</b>  | <b>59</b>  | <b>59</b>  | <b>52</b> |
| <b>GAP: Favourable - Unfavourable</b> | <b>-34</b> | <b>0</b>  | <b>-32</b> | <b>-14</b> | <b>-28</b> | <b>-14</b> | <b>-44</b> | <b>-18</b> | <b>-18</b> | <b>-4</b> |

Q. Thinking of the leaders of the federal parties, would you say your overall impressions of Conservative leader Stephen Harper is very favourable, somewhat favourable, somewhat unfavourable, or very unfavourable?

Base: Those who have an opinion (Proportions exclude "don't know" responses)

# Impressions of NDP leader Jack Layton

## BC Battleground Ridings

|                                       | Sept.<br>4-6 | Sept<br>20-21 | Oct<br>6-7 |
|---------------------------------------|--------------|---------------|------------|
| n=                                    | 398          | 241           | 239        |
|                                       | %            | %             | %          |
| <b>NET Favourable</b>                 | <b>59</b>    | <b>63</b>     | <b>62</b>  |
| Very favourable                       | 15           | 15            | 18         |
| Somewhat favourable                   | 43           | 48            | 43         |
| Somewhat unfavourable                 | 27           | 25            | 24         |
| Very unfavourable                     | 14           | 13            | 15         |
| <b>NET Unfavourable</b>               | <b>41</b>    | <b>37</b>     | <b>38</b>  |
| <b>GAP: Favourable - Unfavourable</b> | <b>+18</b>   | <b>+26</b>    | <b>+24</b> |

## Ontario Battleground Ridings

|                                       | Sept.<br>4-6 | Sept<br>20-21 | Oct<br>6-7 |
|---------------------------------------|--------------|---------------|------------|
| n=                                    | 425          | 260           | 255        |
|                                       | %            | %             | %          |
| <b>NET Favourable</b>                 | <b>58</b>    | <b>58</b>     | <b>70</b>  |
| Very favourable                       | 11           | 13            | 19         |
| Somewhat favourable                   | 47           | 45            | 51         |
| Somewhat unfavourable                 | 25           | 24            | 17         |
| Very unfavourable                     | 17           | 18            | 12         |
| <b>NET Unfavourable</b>               | <b>42</b>    | <b>42</b>     | <b>30</b>  |
| <b>GAP: Favourable - Unfavourable</b> | <b>+16</b>   | <b>+16</b>    | <b>+40</b> |

## Quebec Battleground Ridings

|                                       | Sept.<br>4-6 | Sept<br>20-21 | Oct<br>6-7 |
|---------------------------------------|--------------|---------------|------------|
| n=                                    | 404          | 236           | 242        |
|                                       | %            | %             | %          |
| <b>NET Favourable</b>                 | <b>69</b>    | <b>72</b>     | <b>71</b>  |
| Very favourable                       | 14           | 16            | 16         |
| Somewhat favourable                   | 55           | 56            | 55         |
| Somewhat unfavourable                 | 20           | 17            | 22         |
| Very unfavourable                     | 11           | 11            | 7          |
| <b>NET Unfavourable</b>               | <b>31</b>    | <b>28</b>     | <b>29</b>  |
| <b>GAP: Favourable - Unfavourable</b> | <b>+38</b>   | <b>+44</b>    | <b>+42</b> |

Q. Thinking of the leaders of the federal parties, would you say your overall impressions of NDP leader Jack Layton is very favourable, somewhat favourable, somewhat unfavourable, or very unfavourable?

Base: Those who have an opinion (Proportions exclude "don't know" responses)

# Impressions of NDP leader Jack Layton

## All Battleground Ridings

|                                       | Age        |            |            |            |            |            | Gender     |            |            |            |
|---------------------------------------|------------|------------|------------|------------|------------|------------|------------|------------|------------|------------|
|                                       | 18-34      |            | 35-49      |            | 50+        |            | Male       |            | Female     |            |
|                                       | Sep 20-21  | Oct 6-7    | Sep 20-21  | Oct 6-7    | Sep 20-21  | Oct 6-7    | Sep 20-21  | Oct 6-7    | Sep 20-21  | Oct 6-7    |
| n=                                    | 200        | 188        | 200        | 213        | 319        | 319        | 391        | 375        | 348        | 361        |
|                                       | ±6.9%      | ±7.2%      | ±6.9%      | ±6.7%      | ±5.5%      | ±5.5%      | ±5.0%      | ±5.1%      | ±5.3%      | ±5.2%      |
| <b>NET Favourable</b>                 | <b>71</b>  | <b>77</b>  | <b>63</b>  | <b>76</b>  | <b>59</b>  | <b>59</b>  | <b>61</b>  | <b>69</b>  | <b>66</b>  | <b>68</b>  |
| <b>NET Unfavourable</b>               | <b>29</b>  | <b>23</b>  | <b>37</b>  | <b>24</b>  | <b>41</b>  | <b>41</b>  | <b>39</b>  | <b>31</b>  | <b>34</b>  | <b>32</b>  |
| <b>GAP: Favourable - Unfavourable</b> | <b>+42</b> | <b>+54</b> | <b>+26</b> | <b>+52</b> | <b>+18</b> | <b>+18</b> | <b>+22</b> | <b>+38</b> | <b>+32</b> | <b>+36</b> |

Q. Thinking of the leaders of the federal parties, would you say your overall impressions of Conservative leader Stephen Harper is very favourable, somewhat favourable, somewhat unfavourable, or very unfavourable?

Base: Those who have an opinion (Proportions exclude "don't know" responses)

# Impressions of Bloc Quebecois leader Gilles Duceppe

## Quebec Battleground Ridings

|                                       | Sept.<br>4-6 | Sept<br>20-21 | Oct<br>6-7 |
|---------------------------------------|--------------|---------------|------------|
| n=                                    | 423          | 246           | 250        |
|                                       | %            | %             | %          |
| <b>NET Favourable</b>                 | <b>59</b>    | <b>55</b>     | <b>70</b>  |
| Very favourable                       | 15           | 17            | 25         |
| Somewhat favourable                   | 44           | 39            | 45         |
| Somewhat unfavourable                 | 20           | 15            | 12         |
| Very unfavourable                     | 21           | 30            | 18         |
| <b>NET Unfavourable</b>               | <b>41</b>    | <b>45</b>     | <b>30</b>  |
| <b>GAP: Favourable – Unfavourable</b> | <b>+18</b>   | <b>+10</b>    | <b>+40</b> |

Q. Thinking of the leaders of the federal parties, would you say your overall impressions of Bloc Quebecois leader Gilles Duceppe is very favourable, somewhat favourable, somewhat unfavourable, or very unfavourable?

Base: Those who have an opinion (Proportions exclude “don’t know” responses)

# Impressions of Bloc Quebecois leader Gilles Duceppe

## Quebec Battleground Ridings

|                                       | Age        |            |           |            |           |            | Gender    |            |            |            |
|---------------------------------------|------------|------------|-----------|------------|-----------|------------|-----------|------------|------------|------------|
|                                       | 18-34      |            | 35-49     |            | 50+       |            | Male      |            | Female     |            |
|                                       | Sep 20-21  | Oct 6-7    | Sep 20-21 | Oct 6-7    | Sep 20-21 | Oct 6-7    | Sep 20-21 | Oct 6-7    | Sep 20-21  | Oct 6-7    |
| n=                                    | 62         | 62         | 60        | 69         | 100       | 101        | 124       | 126        | 107        | 109        |
|                                       | ±12.5%     | ±12.5%     | ±12.7%    | ±11.8%     | ±9.8%     | ±9.8%      | ±8.8%     | ±8.7%      | ±9.5%      | ±9.4%      |
| <b>NET Favourable</b>                 | <b>73</b>  | <b>79</b>  | <b>52</b> | <b>70</b>  | <b>48</b> | <b>65</b>  | <b>53</b> | <b>73</b>  | <b>59</b>  | <b>66</b>  |
| <b>NET Unfavourable</b>               | <b>27</b>  | <b>21</b>  | <b>48</b> | <b>30</b>  | <b>52</b> | <b>35</b>  | <b>47</b> | <b>27</b>  | <b>41</b>  | <b>34</b>  |
| <b>GAP: Favourable - Unfavourable</b> | <b>+46</b> | <b>+58</b> | <b>+4</b> | <b>+40</b> | <b>+4</b> | <b>+30</b> | <b>+6</b> | <b>+46</b> | <b>+18</b> | <b>+32</b> |

Q. Thinking of the leaders of the federal parties, would you say your overall impressions of Conservative leader Stephen Harper is very favourable, somewhat favourable, somewhat unfavourable, or very unfavourable?

Base: Those who have an opinion (Proportions exclude "don't know" responses)

# Impressions of Green Party leader Elizabeth May

## BC Battleground Ridings

|                                       | Sept.<br>4-6 | Sept<br>20-21 | Oct<br>6-7 |
|---------------------------------------|--------------|---------------|------------|
| n=                                    | 315          | 201           | 218        |
|                                       | %            | %             | %          |
| <b>NET Favourable</b>                 | <b>57</b>    | <b>66</b>     | <b>71</b>  |
| Very favourable                       | 9            | 10            | 19         |
| Somewhat favourable                   | 47           | 56            | 52         |
| Somewhat unfavourable                 | 29           | 21            | 21         |
| Very unfavourable                     | 15           | 14            | 8          |
| <b>NET Unfavourable</b>               | <b>43</b>    | <b>34</b>     | <b>29</b>  |
| <b>GAP: Favourable - Unfavourable</b> | <b>+14</b>   | <b>+32</b>    | <b>+42</b> |

## Ontario Battleground Ridings

|                                       | Sept.<br>4-6 | Sept<br>20-21 | Oct<br>6-7 |
|---------------------------------------|--------------|---------------|------------|
| n=                                    | 325          | 202           | 228        |
|                                       | %            | %             | %          |
| <b>NET Favourable</b>                 | <b>57</b>    | <b>55</b>     | <b>66</b>  |
| Very favourable                       | 13           | 10            | 17         |
| Somewhat favourable                   | 45           | 44            | 49         |
| Somewhat unfavourable                 | 22           | 23            | 20         |
| Very unfavourable                     | 20           | 22            | 14         |
| <b>NET Unfavourable</b>               | <b>43</b>    | <b>45</b>     | <b>34</b>  |
| <b>GAP: Favourable - Unfavourable</b> | <b>+14</b>   | <b>+10</b>    | <b>+32</b> |

## Quebec Battleground Ridings

|                                       | Sept.<br>4-6 | Sept<br>20-21 | Oct<br>6-7 |
|---------------------------------------|--------------|---------------|------------|
| n=                                    | 227          | 165           | 188        |
|                                       | %            | %             | %          |
| <b>NET Favourable</b>                 | <b>58</b>    | <b>56</b>     | <b>61</b>  |
| Very favourable                       | 5            | 12            | 12         |
| Somewhat favourable                   | 53           | 44            | 49         |
| Somewhat unfavourable                 | 23           | 19            | 20         |
| Very unfavourable                     | 19           | 25            | 19         |
| <b>NET Unfavourable</b>               | <b>42</b>    | <b>44</b>     | <b>39</b>  |
| <b>GAP: Favourable - Unfavourable</b> | <b>+16</b>   | <b>+13</b>    | <b>+22</b> |

Q. Thinking of the leaders of the federal parties, would you say your overall impressions of Green Party leader Elizabeth May is very favourable, somewhat favourable, somewhat unfavourable, or very unfavourable?

Base: Those who have an opinion (Proportions exclude "don't know" responses)

# Impressions of Green Party leader Elizabeth May

## All Battleground Ridings

|                                       | Age        |            |            |            |           |            | Gender    |            |            |            |
|---------------------------------------|------------|------------|------------|------------|-----------|------------|-----------|------------|------------|------------|
|                                       | 18-34      |            | 35-49      |            | 50+       |            | Male      |            | Female     |            |
|                                       | Sep 20-21  | Oct 6-7    | Sep 20-21  | Oct 6-7    | Sep 20-21 | Oct 6-7    | Sep 20-21 | Oct 6-7    | Sep 20-21  | Oct 6-7    |
| n=                                    | 154        | 165        | 157        | 179        | 247       | 277        | 306       | 324        | 261        | 310        |
|                                       | ±7.9%      | ±7.6%      | ±7.8%      | ±7.3%      | ±6.2%     | ±5.9%      | ±5.6%     | ±5.4%      | ±6.1%      | ±5.6%      |
| <b>NET Favourable</b>                 | <b>66</b>  | <b>75</b>  | <b>57</b>  | <b>64</b>  | <b>54</b> | <b>63</b>  | <b>51</b> | <b>63</b>  | <b>66</b>  | <b>69</b>  |
| <b>NET Unfavourable</b>               | <b>34</b>  | <b>25</b>  | <b>43</b>  | <b>36</b>  | <b>46</b> | <b>37</b>  | <b>49</b> | <b>37</b>  | <b>34</b>  | <b>31</b>  |
| <b>GAP: Favourable - Unfavourable</b> | <b>+32</b> | <b>+50</b> | <b>+14</b> | <b>+28</b> | <b>+8</b> | <b>+26</b> | <b>+2</b> | <b>+26</b> | <b>+32</b> | <b>+38</b> |

Q. Thinking of the leaders of the federal parties, would you say your overall impressions of Conservative leader Stephen Harper is very favourable, somewhat favourable, somewhat unfavourable, or very unfavourable?

Base: Those who have an opinion (Proportions exclude "don't know" responses)