



The Strategic Counsel

The Strategic Counsel

www.thestrategiccounsel.com

21 St. Clair Avenue East
Suite 1100
Toronto, Ontario
M4T 1L9
Tel 416 975-4465
Fax 416 975-1883

60 George Street
Suite 205
Ottawa, Ontario
K1N 1J4
Tel 613 236-0296
Fax 613 236-1290



A Report To
**The Globe and Mail
and CTV**

**2008 Federal Election:
Battleground Tracking**

October 2-5, 2008

Methodology

- ◆ The Strategic Counsel is pleased to present findings from three surveys of the Battleground Regions of Ontario (n=420), Quebec (n=405) and British Columbia (n=390)
- ◆ Forty-five of the most hotly contested ridings from Quebec, Ontario and British Columbia comprise the *Battleground 2008*.
- ◆ Quebec, Ontario and British Columbia were chosen because they possess the highest concentration of ridings where multiple Parties are likely to have the toughest competition.
- ◆ In the Federal Election of 2006 and subsequent By-Elections, these forty-five ridings were home to the tightest races in the most populous Provinces in the Country.
- ◆ The forty-five ridings consist of the 20 tightest races in Ontario, the 15 closest races in Quebec and the 10 tightest races in British Columbia from the 2006 Federal Election and subsequent By-Elections.
- ◆ Results are based on random samples of adults 18 years of age or older in each of the 45 ridings constituting the *Battleground 2008*. Results were weighted by age to be proportionate to the provincial population sampled.
- ◆ Data collection for this report was conducted between September 4th to October 5th , 2008.

Note: Proportions may not sum to 100% due to rounding

The Battlegrounds

British Columbia

- ◆ Vancouver Quadra, Vancouver Island North, West Vancouver-Sunshine Coast-Sea to Sky Country, Fleetwood-Port Kells, Newton-North Delta, Burnaby-Douglas, Esquimalt-Juan de Fuca, Richmond, Pitt Meadows-Maple Ridge-Mission, North Vancouver.

Ontario

- ◆ Parry Sound-Muskoka, Glengarry-Prescott-Russell, St. Catharines, Hamilton East-Stoney Creek, Brant, Thunder Bay-Superior North, Oakville, Thunder Bay-Rainy River, Huron-Bruce, London-Fanshaw, Ottawa-Orléans, Simcoe North, London West, Barrie, Kitchener-Conestoga, Halton, Peterborough, Algoma-Manitoulin-Kapuskasing, Burlington, Mississauga South.

Quebec

- ◆ Louis-Hébert, Ahuntsic, Beauport-Limoilou, Brossard-La Prairie, Papineau, Charlesbourg—Haut-Saint-Charles, Hull-Aylmer, Honoré-Mercier, Saint-Hyacinthe-Bagot, Pontiac, Jeanne-Le Ber, Laval-Les Îles, Gatineau, Chicoutimi-Le Fjord, Brome-Missisquoi.

Sample Distribution and Margin of Error

Regional and Demographic Breakdowns		Sample Size	Margin of Error (±)
British Columbia battleground ridings	<i>(Oct 2-5)</i>	390	5.0%
Ontario battleground ridings	<i>(Oct 2-5)</i>	420	4.8%
Quebec battleground ridings	<i>(Oct 2-5)</i>	405	4.9%
Ontario "905" battleground ridings	<i>(Sep 27-Oct 5)</i>	221	6.6%
Ontario "519" battleground ridings	<i>(Sep 27-Oct 5)</i>	176	7.4%
Ontario "other" battleground ridings	<i>(Sep 27-Oct 5)</i>	310	5.6%
Quebec battleground ridings	<i>(Sep 27-Oct 5)</i>	597	4.0%
Montreal battleground ridings	<i>(Sep 27-Oct 5)</i>	242	6.3%
Battleground ridings outside Montreal	<i>(Sep 27-Oct 5)</i>	355	5.2%
Liberal held ridings	<i>(Oct 2-5)</i>	402	4.9%
Conservative held ridings	<i>(Oct 2-5)</i>	330	5.4%
Bloc Quebecois held ridings	<i>(Oct 2-5)</i>	161	7.7%
Conservative voters	<i>(Sep 30-Oct 5)</i>	375	5.1%
Liberal voters	<i>(Sep 30-Oct 5)</i>	338	5.3%
NDP voters	<i>(Sep 30-Oct 5)</i>	265	6.0%
Bloc voters	<i>(Sep 30-Oct 5)</i>	134	8.5%
Green voters	<i>(Sep 30-Oct 5)</i>	112	9.3%
BC battleground ridings <i>(watched debate)</i>	<i>(Oct 4-5)</i>	199	7.0%
Ontario battleground ridings <i>(watched debate)</i>	<i>(Oct 4-5)</i>	223	6.6%
Quebec battleground ridings <i>(watched debate)</i>	<i>(Oct 2-5)</i>	291	5.7%

Detailed Findings

Is Canada on the right track?

BC Battleground Ridings

	Sep 4-6	Sep 5-7	Sep 6-8	Sep 7-9	Sep 8-10	Sep 9-11	Sep 10-13	Sep 11-14	Sep 13-15	Sep 14-16	Sep 15-17	Sep 16-18	Sep 17-20	Sep 18-21	Sep 20-22	Sep 21-23	Sep 22-24	Sep 23-25	Sep 24-27	Sep 25-30	Sep27-Oct 1	Sep30-Oct 2	Oct 1-4	Oct 2-5
n=	450	430	410	390	390	390	390	390	390	390	390	390	390	390	390	390	390	390	390	390	390	390	390	390
	%	%	%	%	%	%	%	%	%	%	%	%	%	%	%	%	%	%	%	%	%	%	%	%
On the right track	57	54	55	54	57	54	52	52	52	52	51	52	53	51	50	53	54	56	53	55	53	54	52	51
On the wrong track	28	31	31	33	33	33	32	30	28	28	28	28	29	29	30	26	26	25	29	28	28	28	30	31
DK/NA/Ref	15	15	14	13	11	14	16	19	20	20	21	20	18	19	20	21	20	19	18	18	18	18	19	17

Ontario Battleground Ridings

	Sep 4-6	Sep 5-7	Sep 6-8	Sep 7-9	Sep 8-10	Sep 9-11	Sep 10-13	Sep 11-14	Sep 13-15	Sep 14-16	Sep 15-17	Sep 16-18	Sep 17-20	Sep 18-21	Sep 20-22	Sep 21-23	Sep 22-24	Sep 23-25	Sep 24-27	Sep 25-30	Sep27-Oct 1	Sep30-Oct 2	Oct 1-4	Oct 2-5
n=	480	460	440	420	420	420	420	420	420	420	420	420	420	420	420	420	420	420	420	420	420	420	420	420
	%	%	%	%	%	%	%	%	%	%	%	%	%	%	%	%	%	%	%	%	%	%	%	%
On the right track	53	56	57	54	52	52	53	50	50	46	47	45	45	48	51	51	51	51	53	50	50	50	52	49
On the wrong track	31	28	28	31	34	34	33	31	32	33	34	36	38	37	32	31	27	29	30	35	35	34	34	35
DK/NA/Ref	17	15	15	15	15	15	14	19	18	21	18	19	17	15	17	19	22	20	17	16	15	16	14	15

Quebec Battleground Ridings

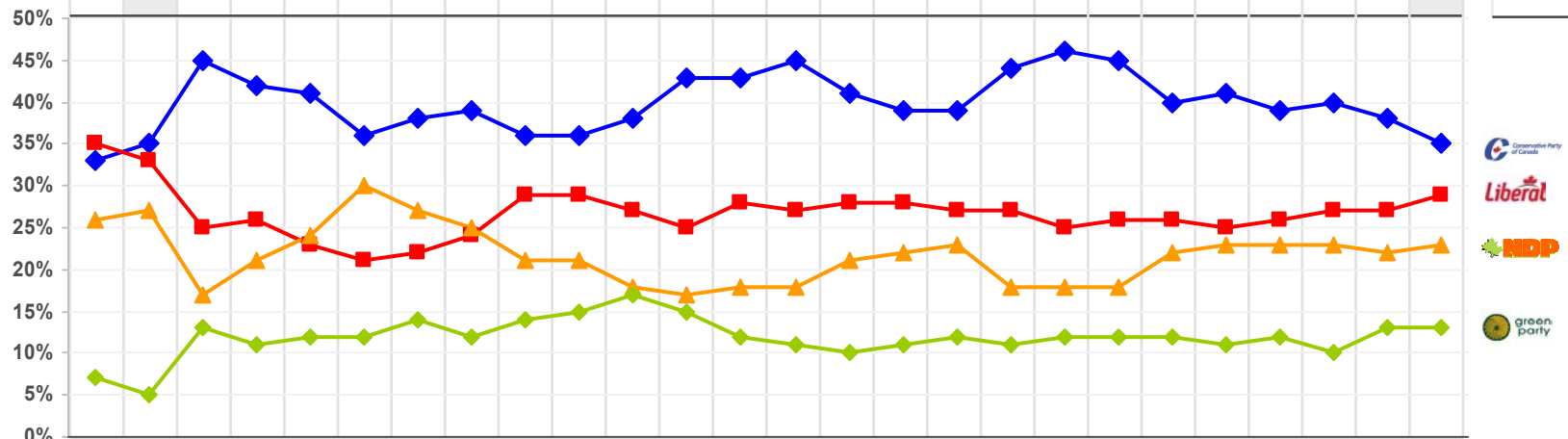
	Sep 4-6	Sep 5-7	Sep 6-8	Sep 7-9	Sep 8-10	Sep 9-11	Sep 10-13	Sep 11-14	Sep 13-15	Sep 14-16	Sep 15-17	Sep 16-18	Sep 17-20	Sep 18-21	Sep 20-22	Sep 21-23	Sep 22-24	Sep 23-25	Sep 24-27	Sep 25-30	Sep27-Oct 1	Sep30-Oct 2	Oct 1-4	Oct 2-5
n=	450	435	420	405	405	405	405	405	405	405	405	405	405	405	405	405	495	405	405	405	405	405	405	405
	%	%	%	%	%	%	%	%	%	%	%	%	%	%	%	%	%	%	%	%	%	%	%	%
On the right track	60	59	57	55	53	52	51	51	47	44	47	49	54	52	53	51	47	45	46	49	52	52	51	50
On the wrong track	32	32	32	32	34	35	35	35	38	42	40	39	32	33	33	34	37	38	39	39	34	34	33	37
DK/NA/Ref	8	9	11	13	13	13	14	14	15	14	13	12	14	15	14	15	16	17	14	13	14	15	15	14

Q. Right now, do you think that overall the country is on the right track or the wrong track?

Base: All respondents

How would they vote today? BC Battleground Ridings

	2004	2006	2008																							Difference from 2006 election	
			Sep 4-6	Sep 5-7	Sep 6-8	Sep 7-9	Sep 8-10	Sep 9-11	Sep 10-13	Sep 11-14	Sep 13-15	Sep 14-16	Sep 15-17	Sep 16-18	Sep 17-20	Sep 18-21	Sep 20-22	Sep 21-23	Sep 22-24	Sep 23-25	Sep 24-27	Sep 25-30	Sep 27 - Oct 1	Sep 30 - Oct 2	Oct 1-4		Oct 2-5
	%	%	%	%	%	%	%	%	%	%	%	%	%	%	%	%	%	%	%	%	%	%	%	%	%	%	%
Conservative candidate	33	35	45	42	41	36	38	39	36	36	38	43	43	45	41	39	39	44	46	45	40	41	39	40	38	35	0
Liberal candidate	35	33	25	26	23	21	22	24	29	29	27	25	28	27	28	28	27	27	25	26	26	25	26	27	27	29	-4
NDP candidate	26	27	17	21	24	30	27	25	21	21	18	17	18	18	21	22	23	18	18	18	22	23	23	23	22	23	-4
Bloc Quebecois candidate	-	-	-	-	-	-	-	-	-	-	-	-	-	-	-	-	-	-	-	-	-	-	-	-	-	-	-
Green Party candidate	7	5	13	11	12	12	14	12	14	15	17	15	12	11	10	11	12	11	12	12	12	11	12	10	13	13	+8



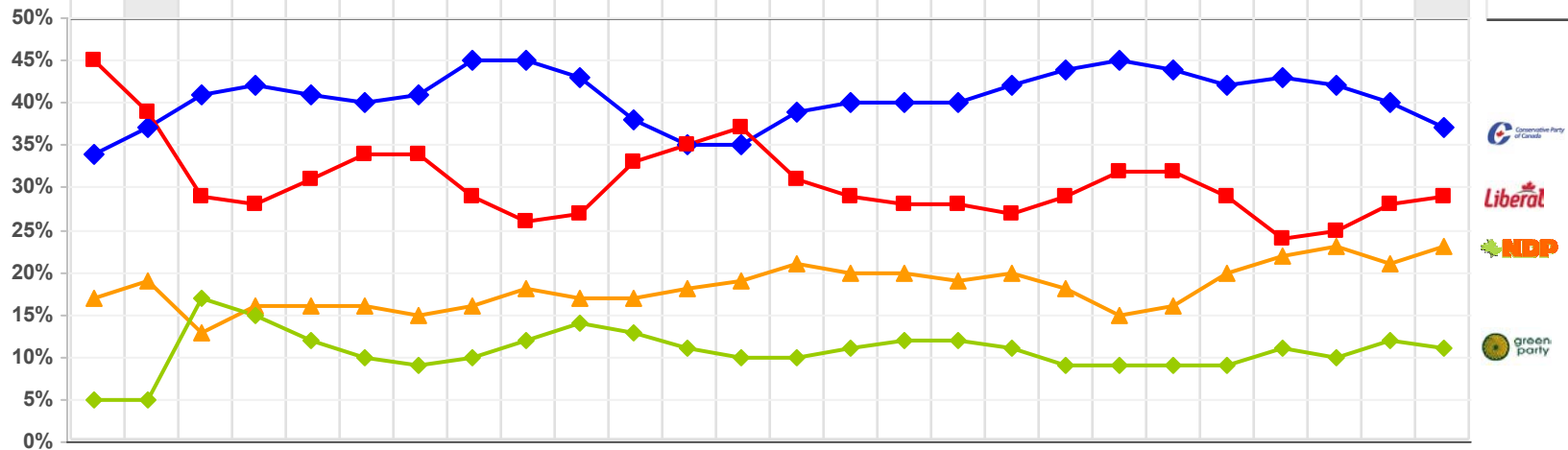
Q. If the federal election was being held tomorrow, do you think you'd be supporting the (ROTATE LIST) Liberal candidate in your area, Conservative candidate in your area, the NDP candidate in your area, or the Green Party candidate in your area or (QUEBEC ONLY) Bloc Quebecois candidate in your area?

Q. In that case, which party's candidate in your local area would you be leaning towards at this time? Would it be the (ROTATE LIST) Liberal candidate in your area, Conservative candidate in your area, the NDP candidate in your area, Green Party candidate in your area or (QUEBEC ONLY) Bloc Quebecois candidate in your area?

Base: Total sample

How would they vote today? Ontario Battleground Ridings

	2004	2006	2008																				Difference from 2006 election					
			Sep 4-6	Sep 5-7	Sep 6-8	Sep 7-9	Sep 8-10	Sep 9-11	Sep 10-13	Sep 11-14	Sep 13-15	Sep 14-16	Sep 15-17	Sep 16-18	Sep 17-20	Sep 18-21	Sep 20-22	Sep 21-23	Sep 22-24	Sep 23-25	Sep 24-27	Sep 25-30		Sep 27 - Oct 1	Sep 30 - Oct 2	Oct 1-4	Oct 2-5	
	%	%	%	%	%	%	%	%	%	%	%	%	%	%	%	%	%	%	%	%	%	%	%	%	%	%	%	%
Conservative candidate	34	37	41	42	41	40	41	45	45	43	38	35	35	39	40	40	40	42	44	45	44	42	43	42	40	37	0	
Liberal candidate	45	39	29	28	31	34	34	29	26	27	33	35	37	31	29	28	28	27	29	32	32	29	24	25	28	29	-10	
NDP candidate	17	19	13	16	16	16	15	16	18	17	17	18	19	21	20	20	19	20	18	15	16	20	22	23	21	23	+4	
Bloc Quebecois candidate	-	-	-	-	-	-	-	-	-	-	-	-	-	-	-	-	-	-	-	-	-	-	-	-	-	-	-	-
Green Party candidate	5	5	17	15	12	10	9	10	12	14	13	11	10	10	11	12	12	11	9	9	9	9	11	10	12	11	+6	



Q. If the federal election was being held tomorrow, do you think you'd be supporting the (ROTATE LIST) Liberal candidate in your area, Conservative candidate in your area, the NDP candidate in your area, or the Green Party candidate in your area or (QUEBEC ONLY) Bloc Quebecois candidate in your area?

Q. In that case, which party's candidate in your local area would you be leaning towards at this time? Would it be the (ROTATE LIST) Liberal candidate in your area, Conservative candidate in your area, the NDP candidate in your area, Green Party candidate in your area or (QUEBEC ONLY) Bloc Quebecois candidate in your area?

Base: Total sample

How would they vote today? Ontario Battleground Ridings *by region*

905 Battlegrounds

n=	2006	2008								Difference from 2006 election
		Sep 6-11	Sep 13-18	Sep 20-25	Sep 22-30	Sep 23-Oct 1	Sep 24-Oct 2	Sep 25-Oct 4	Sep 27-Oct 5	
	%	%	%	%	%	%	%	%	%	
Conservative candidate	39	40	36	48	47	49	47	43	41	+2
Liberal candidate	40	35	34	34	31	29	29	30	30	-10
NDP candidate	16	16	21	13	15	16	17	19	20	+4
Green Party candidate	5	10	8	5	7	7	6	7	9	+4

519 Battlegrounds

n=	2006	2008								Difference from 2006 election
		Sep 6-11	Sep 13-18	Sep 20-25	Sep 22-30	Sep 23-Oct 1	Sep 24-Oct 2	Sep 25-Oct 4	Sep 27-Oct 5	
	%	%	%	%	%	%	%	%	%	
Conservative candidate	36	46	33	41	38	40	36	38	38	+2
Liberal candidate	37	26	37	30	31	29	32	28	25	-12
NDP candidate	22	15	21	18	22	20	22	23	25	+3
Green Party candidate	4	14	9	10	9	11	11	11	12	+8

Rest of Ontario Battlegrounds

n=	2006	2008								Difference from 2006 election
		Sep 6-11	Sep 13-18	Sep 20-25	Sep 22-30	Sep 23-Oct 1	Sep 24-Oct 2	Sep 25-Oct 4	Sep 27-Oct 5	
	%	%	%	%	%	%	%	%	%	
Conservative candidate	38	44	42	40	43	43	44	41	41	+3
Liberal candidate	35	29	28	27	26	26	26	27	26	-9
NDP candidate	22	17	16	19	19	20	19	20	22	0
Green Party candidate	5	10	14	14	12	11	10	13	12	+7

905 Ridings: *St. Catharines, Hamilton East-Stoney Creek, Oakville, Halton, Burlington, Mississauga South.*

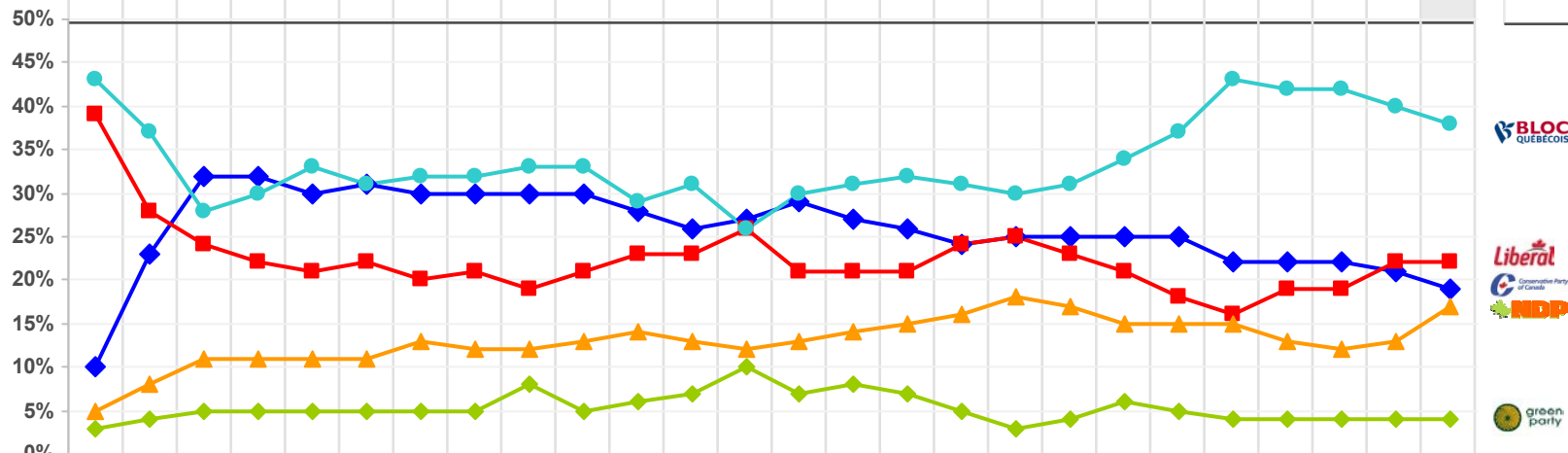
519 Ridings: *Brant, Huron-Bruce, London-Fanshaw, London West, Kitchener-Conestoga.*

Rest of Ontario: *Parry Sound-Muskoka, Glengarry-Prescott-Russell, Thunder Bay-Superior North, Thunder Bay-Rainy River, Ottawa-Orléans, Simcoe North, Barrie, Peterborough, Algoma-Manitoulin-Kapuskasing.*

- Q. If the federal election was being held tomorrow, do you think you'd be supporting the (ROTATE LIST) Liberal candidate in your area, Conservative candidate in your area, the NDP candidate in your area, or the Green Party candidate in your area or (QUEBEC ONLY) Bloc Quebecois candidate in your area?
- Q. In that case, which federal party's candidate in your local area would you be leaning towards at this time? Would it be the (ROTATE LIST) Liberal candidate in your area, Conservative candidate in your area, the NDP candidate in your area, Green Party candidate in your area or (QUEBEC ONLY) Bloc Quebecois candidate in your area?
- Base: Decided voters

How would they vote today? Quebec Battleground Ridings

	2004	2006	2008																				Difference from 2006 election				
			Sep 4-6	Sep 5-7	Sep 6-8	Sep 7-9	Sep 8-10	Sep 9-11	Sep 10-13	Sep 11-14	Sep 13-15	Sep 14-16	Sep 15-17	Sep 16-18	Sep 17-20	Sep 18-21	Sep 20-22	Sep 21-23	Sep 22-24	Sep 23-25	Sep 24-27	Sep 25-30		Sep 27 - Oct 1	Sep 30 - Oct 2	Oct 1-4	Oct 2-5
	%	%	% (Sample Size: 405)																								
Conservative candidate	10	23	32	32	30	31	30	30	30	30	28	26	27	29	27	26	24	25	25	25	25	22	22	22	21	19	-4
Liberal candidate	39	28	24	22	21	22	20	21	19	21	23	23	26	21	21	21	24	25	23	21	18	16	19	19	22	22	-6
NDP candidate	5	8	11	11	11	11	13	12	12	13	14	13	12	13	14	15	16	18	17	15	15	13	12	13	17	+9	
Bloc Quebecois candidate	43	37	28	30	33	31	32	32	33	33	29	31	26	30	31	32	31	30	31	34	37	43	42	42	40	38	+1
Green Party candidate	3	4	5	5	5	5	5	5	8	5	6	7	10	7	8	7	5	3	4	6	5	4	4	4	4	4	0



Q. If the federal election was being held tomorrow, do you think you'd be supporting the (ROTATE LIST) Liberal candidate in your area, Conservative candidate in your area, the NDP candidate in your area, or the Green Party candidate in your area or (QUEBEC ONLY) Bloc Quebecois candidate in your area?

Q. In that case, which party's candidate in your local area would you be leaning towards at this time? Would it be the (ROTATE LIST) Liberal candidate in your area, Conservative candidate in your area, the NDP candidate in your area, Green Party candidate in your area or (QUEBEC ONLY) Bloc Quebecois candidate in your area?

Base: Total sample

How would they vote today? Quebec Battleground Ridings by region

Total Quebec Battleground Ridings

n=	2006	2008																Difference from 2006 election	
		Sep 4-10	Sep 8-14	Sep 10-16	Sep 11-17	Sep 13-18	Sep 14-20	Sep 15-21	Sep 16-22	Sep 17-23	Sep 18-24	Sep 20-25	Sep 21-27	Sep 22-30	Sep 23-Oct 1	Sep 24-Oct 2	Sep 25-Oct 4		Sep 27-Oct 5
	%	761	612	592	604	547	600	595	590	599	586	587	585	574	580	576	591	597	
	%	%	%	%	%	%	%	%	%	%	%	%	%	%	%	%	%	%	
Conservative candidate	24	31	30	28	28	28	26	27	26	26	26	24	25	23	24	24	22	21	-3
Liberal candidate	27	22	20	21	23	22	22	23	23	23	22	22	21	19	20	19	19	21	-6
NDP candidate	8	12	13	13	12	14	13	13	15	16	16	16	16	16	14	14	14	15	+7
Bloc Quebecois candidate	37	31	32	32	29	29	31	29	31	31	31	32	34	37	38	40	42	40	+3
Green Party candidate	4	5	5	7	7	7	7	8	6	5	5	5	4	4	5	5	4	4	0

Montreal Battlegrounds

n=	2006	2008																Difference from 2006 election	
		Sep 4-10	Sep 8-14	Sep 10-16	Sep 11-17	Sep 13-18	Sep 14-20	Sep 15-21	Sep 16-22	Sep 17-23	Sep 18-24	Sep 20-25	Sep 21-27	Sep 22-30	Sep 23-Oct 1	Sep 24-Oct 2	Sep 25-Oct 4		Sep 27-Oct 5
	%	304	252	249	245	239	239	234	231	233	235	235	232	230	236	236	239	242	
	%	%	%	%	%	%	%	%	%	%	%	%	%	%	%	%	%	%	
Conservative candidate	14	16	20	21	22	22	21	19	19	17	18	17	16	15	14	13	12	11	-3
Liberal candidate	37	28	26	24	28	27	26	28	26	27	25	26	25	22	23	22	22	24	-13
NDP candidate	8	13	10	12	11	14	13	14	16	18	20	18	19	18	14	15	13	15	+7
Bloc Quebecois candidate	37	37	40	38	35	33	34	33	34	35	33	35	37	41	44	45	48	45	+8
Green Party candidate	4	5	4	5	4	5	6	7	5	4	4	5	3	4	5	6	5	5	+1

Battlegrounds Outside Montreal

n=	2006	2008																Difference from 2006 election	
		Sep 4-10	Sep 8-14	Sep 10-16	Sep 11-17	Sep 13-18	Sep 14-20	Sep 15-21	Sep 16-22	Sep 17-23	Sep 18-24	Sep 20-25	Sep 21-27	Sep 22-30	Sep 23-Oct 1	Sep 24-Oct 2	Sep 25-Oct 4		Sep 27-Oct 5
	%	457	360	343	359	358	361	361	359	366	351	352	353	344	344	340	352	355	
	%	%	%	%	%	%	%	%	%	%	%	%	%	%	%	%	%	%	
Conservative candidate	30	41	36	33	33	32	30	32	31	31	31	30	30	29	31	31	28	27	-3
Liberal candidate	21	17	17	19	20	19	19	20	21	20	19	20	19	18	17	16	17	18	-3
NDP candidate	9	11	15	13	14	14	14	13	13	15	13	14	15	15	14	13	15	15	+6
Bloc Quebecois candidate	37	27	27	28	25	27	29	26	28	28	30	30	31	35	34	36	37	37	0
Green Party candidate	4	5	5	8	9	8	9	9	7	7	6	6	5	4	5	4	3	3	-1

Montreal ridings: Ahuntsic, Brossard-La Prairie, Papineau, Honoré-Mercier, Jeanne-Le Ber, Laval-Les Îles

Outside Montreal: Louis-Hébert, Beauport-Limoilou, Charlesbourg—Haut-Saint-Charles, Hull-Aylmer, Saint-Hyacinthe-Bagot, Pontiac, Gatineau, Chicoutimi-Le Fjord, Brome-Missisquoi.

Q. If the federal election was being held tomorrow, do you think you'd be supporting the (ROTATE LIST) Liberal candidate in your area, Conservative candidate in your area, the NDP candidate in your area, or the Green Party candidate in your area or (QUEBEC ONLY) Bloc Quebecois candidate in your area?

Q. In that case, which federal party's candidate in your local area would you be leaning towards at this time? Would it be the (ROTATE LIST) Liberal candidate in your area, Conservative candidate in your area, the NDP candidate in your area, Green Party candidate in your area or (QUEBEC ONLY) Bloc Quebecois candidate in your area?

Base: Decided voters

How well are the parties doing in ridings they won in the previous election?

Liberal Ridings

	2006	Sep 4-7	Sep 5-8	Sep 6-9	Sep 7-10	Sep 8-11	Sep 10-13	Sep 11-14	Sep 13-15	Sep 14-16	Sep 15-17	Sep 16-18	Sep 17-20	Sep 18-21	Sep 20-22	Sep 21-23	Sep 22-24	Sep 23-25	Sep 24-27	Sep 25-30	Sep27-Oct 1	Sep30-Oct 2	Oct 1-4	Oct 2-5	Difference from 2006 election	
n=	450	430	410	390	390	390	390	390	390	390	390	384	387	392	402	404	401	392	396	390	391	388	406	402		
	%	%	%	%	%	%	%	%	%	%	%	%	%	%	%	%	%	%	%	%	%	%	%	%	%	
Conservative candidate	31	36	34	34	34	36	37	34	32	32	33	33	32	31	34	40	41	38	34	32	33	32	33	27	-4	
Liberal candidate	39	29	31	32	34	32	29	29	33	35	38	37	35	34	33	30	30	33	35	33	29	31	31	36	-3	
NDP candidate	19	18	19	19	18	17	17	19	17	17	16	19	19	20	20	17	17	16	18	19	20	22	20	23	+4	
Bloc Quebecois candidate	6	3	3	3	4	4	5	5	4	4	3	3	3	3	4	4	4	4	5	6	6	6	4	4	-2	
Green Party candidate	5	14	13	12	11	12	13	13	14	11	10	9	11	12	10	9	9	10	10	9	11	10	12	10	+5	

Conservative Ridings

	2006	Sep 4-7	Sep 5-8	Sep 6-9	Sep 7-10	Sep 8-11	Sep 10-13	Sep 11-14	Sep 13-15	Sep 14-16	Sep 15-17	Sep 16-18	Sep 17-20	Sep 18-21	Sep 20-22	Sep 21-23	Sep 22-24	Sep 23-25	Sep 24-27	Sep 25-30	Sep27-Oct 1	Sep30-Oct 2	Oct 1-4	Oct 2-5	Difference from 2006 election	
n=	480	460	440	420	420	420	420	420	420	420	420	320	321	319	324	314	314	300	315	309	317	313	325	330		
	%	%	%	%	%	%	%	%	%	%	%	%	%	%	%	%	%	%	%	%	%	%	%	%	%	
Conservative candidate	40	47	48	51	50	48	48	45	42	40	42	49	49	48	44	41	46	50	51	48	48	50	44	43	+3	
Liberal candidate	32	26	26	25	25	25	24	25	29	28	26	18	16	19	22	26	25	26	23	20	20	21	24	23	-9	
NDP candidate	15	10	11	12	15	15	15	12	11	12	16	16	16	13	15	16	13	11	11	16	15	15	13	16	+1	
Bloc Quebecois candidate	8	5	5	5	4	5	5	7	6	7	4	6	7	7	7	6	7	5	6	5	7	7	7	7	-1	
Green Party candidate	5	12	9	7	7	7	9	11	12	13	12	12	11	12	12	11	9	8	10	10	10	8	11	11	+6	

Bloc Ridings

	2006	Sep 4-7	Sep 5-8	Sep 6-9	Sep 7-10	Sep 8-11	Sep 10-13	Sep 11-14	Sep 13-15	Sep 14-16	Sep 15-17	Sep 16-18	Sep 17-20	Sep 18-21	Sep 20-22	Sep 21-23	Sep 22-24	Sep 23-25	Sep 24-27	Sep 25-30	Sep27-Oct 1	Sep30-Oct 2	Oct 1-4	Oct 2-5	Difference from 2006 election	
n=	450	435	420	405	405	405	405	405	405	405	405	148	155	157	160	155	148	148	147	152	153	156	159	161		
	%	%	%	%	%	%	%	%	%	%	%	%	%	%	%	%	%	%	%	%	%	%	%	%	%	
Conservative candidate	19	29	26	24	23	25	26	29	24	24	23	25	20	20	21	23	23	19	19	15	18	16	14	13	-6	
Liberal candidate	30	20	20	20	16	19	19	19	23	24	29	23	22	23	26	25	22	19	18	17	15	18	21	22	-8	
NDP candidate	8	12	12	13	14	13	14	14	16	12	10	13	15	18	17	18	19	15	14	14	16	17	16	16	+8	
Bloc Quebecois candidate	40	35	37	39	41	39	37	35	33	36	31	35	36	35	33	33	33	42	45	51	48	46	46	44	+4	
Green Party candidate	3	5	5	4	6	5	5	3	4	4	6	5	7	5	4	1	3	4	4	2	3	4	4	5	+2	

Q. If the federal election was being held tomorrow, do you think you'd be supporting the (ROTATE LIST) Liberal candidate in your area, Conservative candidate in your area, the NDP candidate in your area, or the Green Party candidate in your area or (QUEBEC ONLY) Bloc Quebecois candidate in your area?

Q. In that case, which federal party's candidate in your local area would you be leaning towards at this time? Would it be the (ROTATE LIST) Liberal candidate in your area, Conservative candidate in your area, the NDP candidate in your area, Green Party candidate in your area or (QUEBEC ONLY) Bloc Quebecois candidate in your area?

Base: Decided voters

How likely are voters in battleground ridings to switch their vote?

Conservative Voters

	Sep 4-8	Sep 5-9	Sep 6-10	Sep 7-11	Sep 8-13	Sep 9-14	Sep 10-15	Sep 11-16	Sep 13-17	Sep 14-18	Sep 15-20	Sep 16-21	Sep 17-22	Sep 18-23	Sep 20-24	Sep 21-25	Sep 22-27	Sep 23-30	Sep 24-Oct 1	Sep 25-Oct 2	Sep 27-Oct 4	Sep 30-Oct 5
n=	520	509	477	447	435	432	409	406	402	410	399	401	410	413	410	415	409	399	405	389	385	375
%	%	%	%	%	%	%	%	%	%	%	%	%	%	%	%	%	%	%	%	%	%	%
NET Likely	30	27	27	27	27	27	29	29	30	30	28	24	22	21	20	21	22	25	27	24	24	26
NET Not Likely	67	69	70	69	69	68	67	67	67	68	70	74	76	78	77	76	75	73	71	74	74	73
DN/NA/Ref	2	3	3	4	4	4	4	4	2	2	2	1	2	2	3	3	3	2	3	2	2	2

Liberal Voters

	Sep 4-8	Sep 5-9	Sep 6-10	Sep 7-11	Sep 8-13	Sep 9-14	Sep 10-15	Sep 11-16	Sep 13-17	Sep 14-18	Sep 15-20	Sep 16-21	Sep 17-22	Sep 18-23	Sep 20-24	Sep 21-25	Sep 22-27	Sep 23-30	Sep 24-Oct 1	Sep 25-Oct 2	Sep 27-Oct 4	Sep 30-Oct 5
n=	389	364	343	345	348	343	348	347	357	342	347	348	345	320	332	330	325	318	321	319	327	338
%	%	%	%	%	%	%	%	%	%	%	%	%	%	%	%	%	%	%	%	%	%	%
NET Likely	45	42	39	40	38	36	37	39	39	38	39	39	38	39	38	37	35	36	31	29	27	25
NET Not Likely	51	54	56	53	55	57	56	56	57	58	59	58	60	58	57	58	61	59	63	66	67	69
DN/NA/Ref	4	4	5	7	7	8	7	6	4	4	3	3	2	3	5	5	5	6	6	5	6	6

Q. How likely is it that you might switch your vote to your second choice between now and election day?

Base: Those who have a second choice

How likely are voters in battleground ridings to switch their vote?

NDP Voters

	Sep 4-8	Sep 5-9	Sep 6-10	Sep 7-11	Sep 8-13	Sep 9-14	Sep 10-15	Sep 11-16	Sep 13-17	Sep 14-18	Sep 15-20	Sep 16-21	Sep 17-22	Sep 18-23	Sep 20-24	Sep 21-25	Sep 22-27	Sep 23-30	Sep 24-Oct 1	Sep 25-Oct 2	Sep 27-Oct 4	Sep 30-Oct 5
n=	249	261	255	249	251	244	227	222	226	229	233	243	254	250	230	222	224	221	221	245	253	265
%	%	%	%	%	%	%	%	%	%	%	%	%	%	%	%	%	%	%	%	%	%	%
NET Likely	38	39	37	35	34	36	38	43	45	48	47	44	42	40	38	39	41	40	39	39	38	33
NET Not Likely	59	59	60	62	62	60	57	52	50	49	51	53	55	57	59	58	57	58	58	59	60	65
DN/NA/Ref	3	3	3	3	5	4	5	5	5	4	2	3	4	3	3	4	2	2	3	2	2	3

Bloc Voters

	Sep 4-8	Sep 5-9	Sep 6-10	Sep 7-11	Sep 8-13	Sep 9-14	Sep 10-15	Sep 11-16	Sep 13-17	Sep 14-18	Sep 15-20	Sep 16-21	Sep 17-22	Sep 18-23	Sep 20-24	Sep 21-25	Sep 22-27	Sep 23-30	Sep 24-Oct 1	Sep 25-Oct 2	Sep 27-Oct 4	Sep 30-Oct 5
n=	132	124	123	120	113	123	122	125	113	111	104	105	99	110	108	107	117	125	129	137	141	134
%	%	%	%	%	%	%	%	%	%	%	%	%	%	%	%	%	%	%	%	%	%	%
NET Likely	21	20	24	28	30	29	27	25	24	21	21	19	25	23	24	25	24	20	20	22	18	20
NET Not Likely	78	78	75	72	69	69	71	74	74	77	78	80	75	76	75	75	73	78	76	73	78	76
DN/NA/Ref	2	1	1	1	1	2	2	2	2	2	1	1	1	1	1	-	2	3	4	4	4	4

Green Voters

	Sep 4-8	Sep 5-9	Sep 6-10	Sep 7-11	Sep 8-13	Sep 9-14	Sep 10-15	Sep 11-16	Sep 13-17	Sep 14-18	Sep 15-20	Sep 16-21	Sep 17-22	Sep 18-23	Sep 20-24	Sep 21-25	Sep 22-27	Sep 23-30	Sep 24-Oct 1	Sep 25-Oct 2	Sep 27-Oct 4	Sep 30-Oct 5
n=	129	120	117	112	123	126	130	131	129	117	120	118	112	106	113	106	100	100	101	94	110	112
%	%	%	%	%	%	%	%	%	%	%	%	%	%	%	%	%	%	%	%	%	%	%
NET Likely	43	43	46	54	57	52	52	52	47	47	44	40	39	42	41	46	51	49	48	49	43	34
NET Not Likely	56	56	51	43	38	42	41	42	49	48	51	56	55	52	54	48	43	47	48	49	57	64
DN/NA/Ref	1	1	2	4	5	6	7	6	4	6	5	4	7	6	4	6	6	4	4	2	-	2

Q. How likely is it that you might switch your vote to your second choice between now and election day?

Base: Those who have a second choice

Is it time for change?

BC Battleground Ridings

	Sep 4-6	Sep 5-7	Sep 6-8	Sep 7-9	Sep 8-10	Sep 9-11	Sep 10-13	Sep 11-14	Sep 13-15	Sep 14-16	Sep 15-17	Sep 16-18	Sep 17-20	Sep 18-21	Sep 20-22	Sep 21-23	Sep 22-24	Sep 23-25	Sep 24-27	Sep 25-30	Sep27-Oct 1	Sep30-Oct 2	Oct 1-4	Oct 2-5	
n=	450	430	410	390	390	390	390	390	390	390	390	390	390	390	390	390	390	390	390	390	390	390	390	390	390
	%	%	%	%	%	%	%	%	%	%	%	%	%	%	%	%	%	%	%	%	%	%	%	%	%
It's time for a change and a new government should be voted in	40	41	42	46	49	48	51	50	49	42	42	44	50	51	48	43	41	43	45	46	48	49	49	50	
Now would be the wrong time to make a change	51	49	48	45	44	45	42	42	42	49	48	46	39	39	42	46	47	46	41	41	38	41	41	40	
DK/NA/Ref	9	10	10	9	7	7	7	8	9	10	10	10	10	10	10	11	12	11	14	13	14	11	10	10	

Ontario Battleground Ridings

	Sep 4-6	Sep 5-7	Sep 6-8	Sep 7-9	Sep 8-10	Sep 9-11	Sep 10-13	Sep 11-14	Sep 13-15	Sep 14-16	Sep 15-17	Sep 16-18	Sep 17-20	Sep 18-21	Sep 20-22	Sep 21-23	Sep 22-24	Sep 23-25	Sep 24-27	Sep 25-30	Sep27-Oct 1	Sep30-Oct 2	Oct 1-4	Oct 2-5	
n=	480	460	440	420	420	420	420	420	420	420	429	420	420	420	420	420	420	420	420	420	420	420	420	420	420
	%	%	%	%	%	%	%	%	%	%	%	%	%	%	%	%	%	%	%	%	%	%	%	%	%
It's time for a change and a new government should be voted in	43	44	47	48	47	43	46	45	46	43	45	44	48	47	47	43	43	42	45	49	48	46	47	50	
Now would be the wrong time to make a change	48	49	46	46	46	48	46	43	41	40	40	41	40	42	42	44	44	46	45	41	41	41	42	40	
DK/NA/Ref	9	7	7	6	7	9	8	13	13	18	16	15	12	11	11	13	13	12	10	10	11	14	11	11	

Quebec Battleground Ridings

	Sep 4-6	Sep 5-7	Sep 6-8	Sep 7-9	Sep 8-10	Sep 9-11	Sep 10-13	Sep 11-14	Sep 13-15	Sep 14-16	Sep 15-17	Sep 16-18	Sep 17-20	Sep 18-21	Sep 20-22	Sep 21-23	Sep 22-24	Sep 23-25	Sep 24-27	Sep 25-30	Sep27-Oct 1	Sep30-Oct 2	Oct 1-4	Oct 2-5
n=	450	435	420	405	405	405	405	405	405	405	405	405	405	405	405	405	405	405	405	405	405	405	405	405
	%	%	%	%	%	%	%	%	%	%	%	%	%	%	%	%	%	%	%	%	%	%	%	%
It's time for a change and a new government should be voted in	45	49	48	46	45	44	48	49	51	52	51	51	54	54	55	51	51	52	54	58	56	57	54	56
Now would be the wrong time to make a change	49	44	44	45	46	47	41	40	39	40	42	38	35	34	35	38	38	37	36	31	32	30	33	34
DK/NA/Ref	6	6	9	9	8	8	11	11	10	8	7	11	12	12	11	11	12	12	10	11	12	13	12	10

Q. Some people have been saying it's time for a change and that a new government should be voted in. Other people have said that now would be the wrong time to make a change and we should return the Conservatives to power. Which one of these two views best represents your own?

Base: All respondents

Did Canadians follow the Leaders Debate?

BC Battleground Ridings

		October 2-5, 2008
	n=	260
		%
Yes		75
Watched/Listened the Federal Leader debates		50
Read/Hear about the Federal Leader debates		25
No		25

Ontario Battleground Ridings

		October 4-5, 2008
	n=	280
		%
Yes		78
Watched/Listened the Federal Leader debates		56
Read/Hear about the Federal Leader debates		22
No		22

Quebec Battleground Ridings

		October 4-5, 2008
	n=	405
		%
Yes		70
Watched/Listened the Federal Leader debates		55
Read/Hear about the Federal Leader debates		15
No		30

Q. Did you watch or listen to the Federal Leader debates on Wednesday or Thursday?

Q. Did you read or hear anything about the Federal Leaders Debate?

Base: All respondents

In the federal leaders debates, which of the party leaders...

...Did better than you expected?

BC Battleground Ridings

		October 4-5, 2008
	n=	199
		%
Stephane Dion		10
Stephen Harper		13
Jack Layton		13
Gilles Duceppe		2
Elizabeth May		46
Don't Know/Refused		16

Ontario Battleground Ridings

		October 4-5, 2008
	n=	223
		%
Stephane Dion		16
Stephen Harper		9
Jack Layton		18
Gilles Duceppe		3
Elizabeth May		39
Don't Know/Refused		16

Quebec Battleground Ridings

		October 2-5, 2008
	n=	291
		%
Stephane Dion		50
Stephen Harper		8
Jack Layton		12
Gilles Duceppe		11
Elizabeth May		5
Don't Know/Refused		14

Q. Just thinking of the performance of the federal leaders at the debates, which ONE of the party leaders...?

Base: Watch/listened to the debate or read/heard anything about the Federal Leaders Debate

In the federal leaders debates, which of the party leaders...

...Did worse than you expected?

BC Battleground Ridings

		October 4-5, 2008
	n=	199
		%
Stephane Dion		28
Stephen Harper		22
Jack Layton		12
Gilles Duceppe		5
Elizabeth May		3
Don't Know/Refused		31

Ontario Battleground Ridings

		October 4-5, 2008
	n=	223
		%
Stephane Dion		28
Stephen Harper		21
Jack Layton		12
Gilles Duceppe		4
Elizabeth May		3
Don't Know/Refused		32

Quebec Battleground Ridings

		October 2-5, 2008
	n=	291
		%
Stephane Dion		9
Stephen Harper		43
Jack Layton		5
Gilles Duceppe		7
Elizabeth May		13
Don't Know/Refused		23

Q. Just thinking of the performance of the federal leaders at the debates, which ONE of the party leaders...?

Base: Watch/listened to the debate or read/heard anything about the Federal Leaders Debate

In the federal leaders debates, which of the party leaders...

...Was the most honest?

BC Battleground Ridings

		October 4-5, 2008
	n=	199
		%
Stephane Dion		12
Stephen Harper		17
Jack Layton		14
Gilles Duceppe		3
Elizabeth May		24
Don't Know/Refused		31

Ontario Battleground Ridings

		October 4-5, 2008
	n=	223
		%
Stephane Dion		12
Stephen Harper		22
Jack Layton		18
Gilles Duceppe		6
Elizabeth May		19
Don't Know/Refused		22

Quebec Battleground Ridings

		October 2-5, 2008
	n=	291
		%
Stephane Dion		25
Stephen Harper		11
Jack Layton		15
Gilles Duceppe		18
Elizabeth May		7
Don't Know/Refused		24

Q. Just thinking of the performance of the federal leaders at the debates, which ONE of the party leaders...?

Base: Watch/listened to the debate or read/heard anything about the Federal Leaders Debate

In the federal leaders debates, which of the party leaders...

...Sounded the most Prime Ministerial?

BC Battleground Ridings

		October 4-5, 2008
	n=	199
		%
Stephane Dion		10
Stephen Harper		50
Jack Layton		11
Gilles Duceppe		1
Elizabeth May		6
Don't Know/Refused		23

Ontario Battleground Ridings

		October 4-5, 2008
	n=	223
		%
Stephane Dion		9
Stephen Harper		49
Jack Layton		18
Gilles Duceppe		<1
Elizabeth May		6
Don't Know/Refused		18

Quebec Battleground Ridings

		October 2-5, 2008
	n=	291
		%
Stephane Dion		20
Stephen Harper		38
Jack Layton		10
Gilles Duceppe		8
Elizabeth May		1
Don't Know/Refused		22

Q. Just thinking of the performance of the federal leaders at the debates, which ONE of the party leaders...?

Base: Watch/listened to the debate or read/heard anything about the Federal Leaders Debate

In the federal leaders debates, which of the party leaders...

...Is most able to deal with the impact of the US financial crisis?

BC Battleground Ridings

		October 4-5, 2008
	n=	199
		%
Stephane Dion		20
Stephen Harper		44
Jack Layton		10
Gilles Duceppe		-
Elizabeth May		4
Don't Know/Refused		23

Ontario Battleground Ridings

		October 4-5, 2008
	n=	223
		%
Stephane Dion		24
Stephen Harper		41
Jack Layton		10
Gilles Duceppe		1
Elizabeth May		2
Don't Know/Refused		23

Quebec Battleground Ridings

		October 2-5, 2008
	n=	291
		%
Stephane Dion		29
Stephen Harper		25
Jack Layton		6
Gilles Duceppe		5
Elizabeth May		-
Don't Know/Refused		35

Q. Just thinking of the performance of the federal leaders at the debates, which ONE of the party leaders...?

Base: Watch/listened to the debate or read/heard anything about the Federal Leaders Debate

In the federal leaders debates, which of the party leaders...

...Was the most likeable?

BC Battleground Ridings

		October 4-5, 2008
	n=	199
		%
Stephane Dion		12
Stephen Harper		16
Jack Layton		21
Gilles Duceppe		2
Elizabeth May		31
Don't Know/Refused		18

Ontario Battleground Ridings

		October 4-5, 2008
	n=	223
		%
Stephane Dion		10
Stephen Harper		22
Jack Layton		30
Gilles Duceppe		5
Elizabeth May		24
Don't Know/Refused		10

Quebec Battleground Ridings

		October 2-5, 2008
	n=	291
		%
Stephane Dion		15
Stephen Harper		9
Jack Layton		35
Gilles Duceppe		18
Elizabeth May		8
Don't Know/Refused		16

Q. Just thinking of the performance of the federal leaders at the debates, which ONE of the party leaders...?

Base: Watch/listened to the debate or read/heard anything about the Federal Leaders Debate

In the federal leaders debates, which of the party leaders...

...Won the debate?

BC Battleground Ridings

		October 4-5, 2008
	n=	199
		%
Stephane Dion		8
Stephen Harper		26
Jack Layton		9
Gilles Duceppe		<1
Elizabeth May		8
Don't Know/Refused		48

Ontario Battleground Ridings

		October 4-5, 2008
	n=	223
		%
Stephane Dion		10
Stephen Harper		29
Jack Layton		14
Gilles Duceppe		1
Elizabeth May		6
Don't Know/Refused		41

Quebec Battleground Ridings

		October 2-5, 2008
	n=	291
		%
Stephane Dion		32
Stephen Harper		11
Jack Layton		7
Gilles Duceppe		18
Elizabeth May		1
Don't Know/Refused		32

Q. Just thinking of the performance of the federal leaders at the debates, which ONE of the party leaders...?

Base: Watch/listened to the debate or read/heard anything about the Federal Leaders Debate

In the federal leaders debates, which of the party leaders...

...Gave the most disappointing performance?

BC Battleground Ridings

		October 4-5, 2008
	n=	199
		%
Stephane Dion		30
Stephen Harper		21
Jack Layton		11
Gilles Duceppe		7
Elizabeth May		2
Don't Know/Refused		28

Ontario Battleground Ridings

		October 4-5, 2008
	n=	223
		%
Stephane Dion		33
Stephen Harper		22
Jack Layton		10
Gilles Duceppe		10
Elizabeth May		4
Don't Know/Refused		21

Quebec Battleground Ridings

		October 2-5, 2008
	n=	291
		%
Stephane Dion		7
Stephen Harper		44
Jack Layton		8
Gilles Duceppe		5
Elizabeth May		23
Don't Know/Refused		12

Q. Just thinking of the performance of the federal leaders at the debates, which ONE of the party leaders...?

Base: Watch/listened to the debate or read/heard anything about the Federal Leaders Debate