



The Strategic Counsel

Gregg, Kelly, Sullivan & Woolstencroft:
The Strategic Counsel

www.thestrategiccounsel.com

21 St. Clair Avenue East
Suite 1100
Toronto, Ontario
M4T 1L9
Tel 416 975-4465
Fax 416 975-1883

60 George Street
Suite 205
Ottawa, Ontario
K1N 1J4
Tel 613 236-0296
Fax 613 236-1290



A Report To The Globe and Mail and CTV

2008 Federal Election: Battleground
Tracking

September 24-27, 2008

Methodology

- ◆ The Strategic Counsel is pleased to present findings from three surveys of the Battleground Regions of Ontario (n=420), Quebec (n=405) and British Columbia (n=390)
- ◆ Forty-five of the most hotly contested ridings from Quebec, Ontario and British Columbia comprise the *Battleground 2008*.
- ◆ Quebec, Ontario and British Columbia were chosen because they possess the highest concentration of ridings where multiple Parties are likely to have the toughest competition.
- ◆ In the Federal Election of 2006 and subsequent By-Elections, these forty-five ridings were home to the tightest races in the most populous Provinces in the Country.
- ◆ The forty-five ridings consist of the 20 tightest races in Ontario, the 15 closest races in Quebec and the 10 tightest races in British Columbia from the 2006 Federal Election and subsequent By-Elections.
- ◆ Results are based on random samples of adults 18 years of age or older in each of the 45 ridings constituting the *Battleground 2008*. Results were weighted by age to be proportionate to the provincial population sampled.
- ◆ Data collection for this report was conducted between September 4th to 27th, 2008.

Note: Proportions may not sum to 100% due to rounding

The Battlegrounds

British Columbia

- ◆ Vancouver Quadra, Vancouver Island North, West Vancouver-Sunshine Coast-Sea to Sky Country, Fleetwood-Port Kells, Newton-North Delta, Burnaby-Douglas, Esquimalt-Juan de Fuca, Richmond, Pitt Meadows-Maple Ridge-Mission, North Vancouver.

Ontario

- ◆ Parry Sound-Muskoka, Glengarry-Prescott-Russell, St. Catharines, Hamilton East-Stoney Creek, Brant, Thunder Bay-Superior North, Oakville, Thunder Bay-Rainy River, Huron-Bruce, London-Fanshaw, Ottawa-Orléans, Simcoe North, London West, Barrie, Kitchener-Conestoga, Halton, Peterborough, Algoma-Manitoulin-Kapuskasing, Burlington, Mississauga South.

Quebec

- ◆ Louis-Hébert, Ahuntsic, Beauport-Limoilou, Brossard-La Prairie, Papineau, Charlesbourg—Haut-Saint-Charles, Hull-Aylmer, Honoré-Mercier, Saint-Hyacinthe-Bagot, Pontiac, Jeanne-Le Ber, Laval-Les Îles, Gatineau, Chicoutimi-Le Fjord, Brome-Missisquoi.

Sample Distribution and Margin of Error

		Sample Size	Margin of Error (±)
British Columbia battleground ridings	<i>(Sep 24-27)</i>	390	5.0%
Ontario battleground ridings	<i>(Sep 24-27)</i>	420	4.8%
Ontario “905” battleground ridings	<i>(Sep 21-27)</i>	212	6.7%
Ontario “519” battleground ridings	<i>(Sep 21-27)</i>	171	7.5%
Ontario “other” battleground ridings	<i>(Sep 21-27)</i>	310	5.6%
Quebec battleground ridings	<i>(Sep 24-27)</i>	405	4.9%
Quebec battleground ridings	<i>(Sep 21-27)</i>	585	4.1%
Montreal battleground ridings	<i>(Sep 21-27)</i>	232	6.4%
Battleground ridings outside Montreal	<i>(Sep 21-27)</i>	353	5.2%
Liberal held ridings	<i>(Sep 24-27)</i>	396	4.9%
Conservative held ridings	<i>(Sep 24-27)</i>	315	5.5%
Bloc Quebecois held ridings	<i>(Sep 24-27)</i>	147	8.1%

Detailed Findings

Is Canada on the right track?

BC Battleground Ridings

	Sep 4-6	Sep 5-7	Sep 6-8	Sep 7-9	Sep 8-10	Sep 9-11	Sep 10-13	Sep 11-14	Sep 13-15	Sep 14-16	Sep 15-17	Sep 16-18	Sep 17-20	Sep 18-21	Sep 20-22	Sep 21-23	Sep 22-24	Sep 23-25	Sep 24-27
n=	450	430	410	390	390	390	390	390	390	390	390	390	390	390	390	390	390	390	390
	%	%	%	%	%	%	%	%	%	%	%	%	%	%	%	%	%	%	%
On the right track	57	54	55	54	57	54	52	52	52	52	51	52	53	51	50	53	54	56	53
On the wrong track	28	31	31	33	33	33	32	30	28	28	28	28	29	29	30	26	26	25	29
DK/NA/Ref	15	15	14	13	11	14	16	19	20	20	21	20	18	19	20	21	20	19	18

Ontario Battleground Ridings

	Sep 4-6	Sep 5-7	Sep 6-8	Sep 7-9	Sep 8-10	Sep 9-11	Sep 10-13	Sep 11-14	Sep 13-15	Sep 14-16	Sep 15-17	Sep 16-18	Sep 17-20	Sep 18-21	Sep 20-22	Sep 21-23	Sep 22-24	Sep 23-25	Sep 24-27
n=	480	460	440	420	420	420	420	420	420	420	420	420	420	420	420	420	420	420	420
	%	%	%	%	%	%	%	%	%	%	%	%	%	%	%	%	%	%	%
On the right track	53	56	57	54	52	52	53	50	50	46	47	45	45	48	51	51	51	51	53
On the wrong track	31	28	28	31	34	34	33	31	32	33	34	36	38	37	32	31	27	29	30
DK/NA/Ref	17	15	15	15	15	15	14	19	18	21	18	19	17	15	17	19	22	20	17

Quebec Battleground Ridings

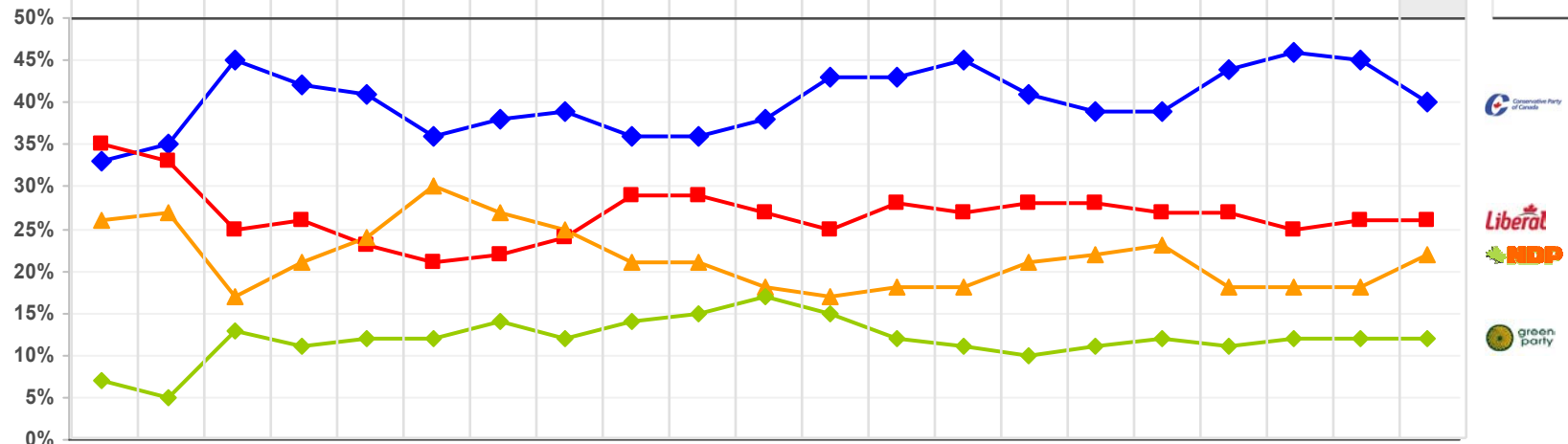
	Sep 4-6	Sep 5-7	Sep 6-8	Sep 7-9	Sep 8-10	Sep 9-11	Sep 10-13	Sep 11-14	Sep 13-15	Sep 14-16	Sep 15-17	Sep 16-18	Sep 17-20	Sep 18-21	Sep 20-22	Sep 21-23	Sep 22-24	Sep 23-25	Sep 24-27
n=	450	435	420	405	405	405	405	405	405	405	405	405	405	405	405	405	495	405	405
	%	%	%	%	%	%	%	%	%	%	%	%	%	%	%	%	%	%	%
On the right track	60	59	57	55	53	52	51	51	47	44	47	49	54	52	53	51	47	45	46
On the wrong track	32	32	32	32	34	35	35	35	38	42	40	39	32	33	33	34	37	38	39
DK/NA/Ref	8	9	11	13	13	13	14	14	15	14	13	12	14	15	14	15	16	17	14

Q. Right now, do you think that overall the country is on the right track or the wrong track?

Base: All respondents

How would they vote today? BC Battleground Ridings

	2004	2006	2008																		Difference from 2006 election	
			Sep 4-6	Sep 5-7	Sep 6-8	Sep 7-9	Sep 8-10	Sep 9-11	Sep 10-13	Sep 11-14	Sep 13-15	Sep 14-16	Sep 15-17	Sep 16-18	Sep 17-20	Sep 18-21	Sep 20-22	Sep 21-23	Sep 22-24	Sep 23-25		Sep 24-27
			450	430	410	390	390	390	390	390	390	390	390	390	390	390	390	390	390	390		390
%	%	%	%	%	%	%	%	%	%	%	%	%	%	%	%	%	%	%	%	%	%	
Conservative candidate	33	35	45	42	41	36	38	39	36	36	38	43	43	45	41	39	39	44	46	45	40	+5
Liberal candidate	35	33	25	26	23	21	22	24	29	29	27	25	28	27	28	27	27	25	26	26	26	-7
NDP candidate	26	27	17	21	24	30	27	25	21	21	18	17	18	18	21	22	23	18	18	18	22	-5
Bloc Quebecois candidate	-	-	-	-	-	-	-	-	-	-	-	-	-	-	-	-	-	-	-	-	-	-
Green Party candidate	7	5	13	11	12	12	14	12	14	15	17	15	12	11	10	11	12	11	12	12	12	+7



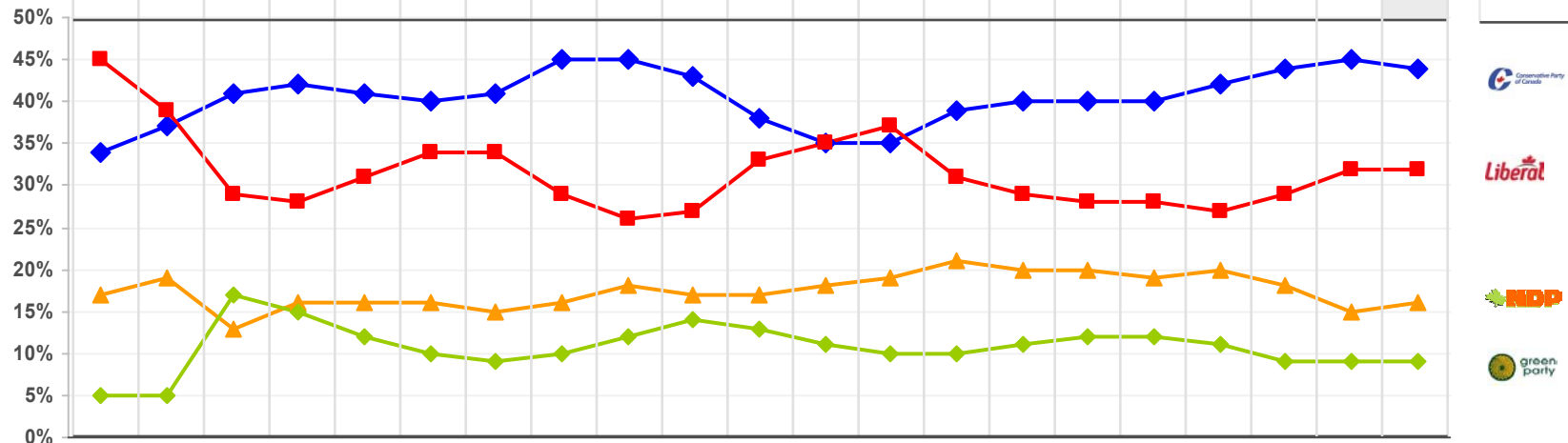
Q. If the federal election was being held tomorrow, do you think you'd be supporting the (ROTATE LIST) Liberal candidate in your area, Conservative candidate in your area, the NDP candidate in your area, or the Green Party candidate in your area or (QUEBEC ONLY) Bloc Quebecois candidate in your area?

Q. In that case, which party's candidate in your local area would you be leaning towards at this time? Would it be the (ROTATE LIST) Liberal candidate in your area, Conservative candidate in your area, the NDP candidate in your area, Green Party candidate in your area or (QUEBEC ONLY) Bloc Quebecois candidate in your area?

Base: Total sample

How would they vote today? Ontario Battleground Ridings

	2004	2006	2008																		Difference from 2006 election	
			Sep 4-6	Sep 5-7	Sep 6-8	Sep 7-9	Sep 8-10	Sep 9-11	Sep 10-13	Sep 11-14	Sep 13-15	Sep 14-16	Sep 15-17	Sep 16-18	Sep 17-20	Sep 18-21	Sep 20-22	Sep 21-23	Sep 22-24	Sep 23-25		Sep 24-27
			480	430	410	420	420	420	420	420	420	420	420	420	420	420	420	420	420	420		420
%	%	%	%	%	%	%	%	%	%	%	%	%	%	%	%	%	%	%	%	%		
Conservative candidate	34	37	41	42	41	40	41	45	45	43	38	35	35	39	40	40	40	42	44	45	44	+7
Liberal candidate	45	39	29	28	31	34	34	29	26	27	33	35	37	31	29	28	28	27	29	32	32	-7
NDP candidate	17	19	13	16	16	16	15	16	18	17	17	18	19	21	20	20	19	20	18	15	16	-3
Bloc Quebecois candidate	-	-	-	-	-	-	-	-	-	-	-	-	-	-	-	-	-	-	-	-	-	-
Green Party candidate	5	5	17	15	12	10	9	10	12	14	13	11	10	10	11	12	12	11	9	9	9	+4



Q. If the federal election was being held tomorrow, do you think you'd be supporting the (ROTATE LIST) Liberal candidate in your area, Conservative candidate in your area, the NDP candidate in your area, or the Green Party candidate in your area or (QUEBEC ONLY) Bloc Quebecois candidate in your area?

Q. In that case, which party's candidate in your local area would you be leaning towards at this time? Would it be the (ROTATE LIST) Liberal candidate in your area, Conservative candidate in your area, the NDP candidate in your area, Green Party candidate in your area or (QUEBEC ONLY) Bloc Quebecois candidate in your area?

Base: Total sample

How would they vote today? Ontario Battleground Ridings *by region*

905 Battlegrounds

	n=	2006	2008			Difference from 2006 election
			Sep 8-14	Sep 20-25	Sep 21-27	
		%	%	%	%	
Conservative candidate		39	39	48	48	+9
Liberal candidate		40	34	34	33	-7
NDP candidate		16	17	13	13	-3
Green Party candidate		5	11	5	7	+2

519 Battlegrounds

	n=	2006	2008			Difference from 2006 election
			Sep 8-14	Sep 20-25	Sep 21-27	
		%	%	%	%	
Conservative candidate		36	43	41	39	+3
Liberal candidate		37	27	30	30	-7
NDP candidate		22	17	18	22	0
Green Party candidate		4	13	10	9	+5

Rest of Ontario Battlegrounds

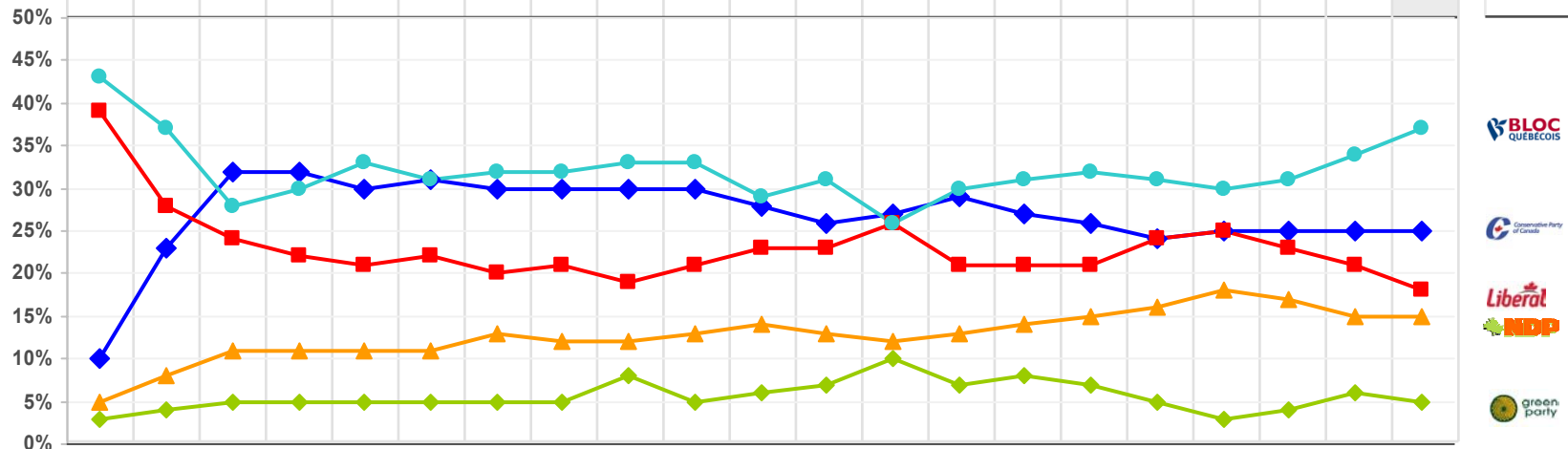
	n=	2006	2008			Difference from 2006 election
			Sep 8-14	Sep 20-25	Sep 21-27	
		%	%	%	%	
Conservative candidate		38	44	40	42	+4
Liberal candidate		35	28	27	27	-8
NDP candidate		22	16	19	19	-3
Green Party candidate		5	12	14	13	+8

Note:
905 Ridings: St. Catharines, Hamilton East-Stoney Creek, Oakville, Halton, Burlington, Mississauga South.
519 Ridings: Brant, Huron-Bruce, London-Fanshaw, London West, Kitchener-Conestoga.
Rest of Ontario: Parry Sound-Muskoka, Glengarry-Prescott-Russell, Thunder Bay-Superior North, Thunder Bay-Rainy River, Ottawa-Orléans, Simcoe North, Barrie, Peterborough, Algoma-Manitoulin-Kapusksing.

- Q. If the federal election was being held tomorrow, do you think you'd be supporting the (ROTATE LIST) Liberal candidate in your area, Conservative candidate in your area, the NDP candidate in your area, or the Green Party candidate in your area or (QUEBEC ONLY) Bloc Quebecois candidate in your area?
- Q. In that case, which federal party's candidate in your local area would you be leaning towards at this time? Would it be the (ROTATE LIST) Liberal candidate in your area, Conservative candidate in your area, the NDP candidate in your area, Green Party candidate in your area or (QUEBEC ONLY) Bloc Quebecois candidate in your area?
- Base: Decided voters

How would they vote today? Quebec Battleground Ridings

	2004	2006	2008																		Difference from 2006 election	
			Sep 4-6	Sep 5-7	Sep 6-8	Sep 7-9	Sep 8-10	Sep 9-11	Sep 10-13	Sep 11-14	Sep 13-15	Sep 14-16	Sep 15-17	Sep 16-18	Sep 17-20	Sep 18-21	Sep 20-22	Sep 21-23	Sep 22-24	Sep 23-25		Sep 24-27
			450	430	410	405	405	405	405	405	405	405	405	405	405	405	405	405	405	405		405
%	%	%	%	%	%	%	%	%	%	%	%	%	%	%	%	%	%	%	%	%	%	
Conservative candidate	10	23	32	32	30	31	30	30	30	30	28	26	27	29	27	26	24	25	25	25	25	+2
Liberal candidate	39	28	24	22	21	22	20	21	19	21	23	23	26	21	21	21	24	25	23	21	18	-10
NDP candidate	5	8	11	11	11	11	13	12	12	13	14	13	12	13	14	15	16	18	17	15	15	+7
Bloc Quebecois candidate	43	37	28	30	33	31	32	32	33	33	29	31	26	30	31	32	31	30	31	34	37	0
Green Party candidate	3	4	5	5	5	5	5	5	8	5	6	7	10	7	8	7	5	3	4	6	5	+1



Q. If the federal election was being held tomorrow, do you think you'd be supporting the (ROTATE LIST) Liberal candidate in your area, Conservative candidate in your area, the NDP candidate in your area, or the Green Party candidate in your area or (QUEBEC ONLY) Bloc Quebecois candidate in your area?

Q. In that case, which party's candidate in your local area would you be leaning towards at this time? Would it be the (ROTATE LIST) Liberal candidate in your area, Conservative candidate in your area, the NDP candidate in your area, Green Party candidate in your area or (QUEBEC ONLY) Bloc Quebecois candidate in your area?

Base: Total sample

How would they vote today? Quebec Battleground Ridings by region

Total Quebec Battleground Ridings

	2006	2008												Difference from 2006 election
		Sep 4-10	Sep 8-14	Sep 10-16	Sep 11-17	Sep 13-18	Sep 14-20	Sep 15-21	Sep 16-22	Sep 17-23	Sep 18-24	Sep 20-25	Sep 21-27	
n=		761	612	592	604	547	600	595	590	599	586	587	585	
	%	%	%	%	%	%	%	%	%	%	%	%	%	
Conservative candidate	24	31	30	28	28	28	26	27	26	26	26	24	25	+1
Liberal candidate	27	22	20	21	23	22	22	23	23	23	22	22	21	-6
NDP candidate	8	12	13	13	12	14	13	13	15	16	16	16	16	+8
Bloc Quebecois candidate	37	31	32	32	29	29	31	29	31	31	31	32	34	-3
Green Party candidate	4	5	5	7	7	7	7	8	6	5	5	5	4	0

Montreal Battlegrounds

	2006	2008												Difference from 2006 election
		Sep 4-10	Sep 8-14	Sep 10-16	Sep 11-17	Sep 13-18	Sep 14-20	Sep 15-21	Sep 16-22	Sep 17-23	Sep 18-24	Sep 20-25	Sep 21-27	
n=		304	252	249	245	239	239	234	231	233	235	235	232	
	%	%	%	%	%	%	%	%	%	%	%	%	%	
Conservative candidate	14	16	20	21	22	22	21	19	19	17	18	17	16	+2
Liberal candidate	37	28	26	24	28	27	26	28	26	27	25	26	25	-12
NDP candidate	8	13	10	12	11	14	13	14	16	18	20	18	19	+11
Bloc Quebecois candidate	37	37	40	38	35	33	34	33	34	35	33	35	37	0
Green Party candidate	4	5	4	5	4	5	6	7	5	4	4	5	3	-1

Battlegrounds Outside Montreal

	2006	2008												Difference from 2006 election
		Sep 4-10	Sep 8-14	Sep 10-16	Sep 11-17	Sep 13-18	Sep 14-20	Sep 15-21	Sep 16-22	Sep 17-23	Sep 18-24	Sep 20-25	Sep 21-27	
n=		457	360	343	359	358	361	361	359	366	351	352	353	
	%	%	%	%	%	%	%	%	%	%	%	%	%	
Conservative candidate	30	41	36	33	33	32	30	32	31	31	31	30	30	0
Liberal candidate	21	17	17	19	20	19	19	20	21	20	19	20	19	-2
NDP candidate	9	11	15	13	14	14	14	13	13	15	13	14	15	+6
Bloc Quebecois candidate	37	27	27	28	25	27	29	26	28	28	30	30	31	-6
Green Party candidate	4	5	5	8	9	8	9	9	7	7	6	6	5	+1

Montreal ridings: Ahuntsic, Brossard-La Prairie, Papineau, Honoré-Mercier, Jeanne-Le Ber, Laval-Les Îles

Outside Montreal: Louis-Hébert, Beauport-Limoilou, Charlesbourg—Haut-Saint-Charles, Hull-Aylmer, Saint-Hyacinthe-Bagot, Pontiac, Gatineau, Chicoutimi-Le Fjord, Brome-Missisquoi.

Q. If the federal election was being held tomorrow, do you think you'd be supporting the (ROTATE LIST) Liberal candidate in your area, Conservative candidate in your area, the NDP candidate in your area, or the Green Party candidate in your area or (QUEBEC ONLY) Bloc Quebecois candidate in your area?

Q. In that case, which federal party's candidate in your local area would you be leaning towards at this time? Would it be the (ROTATE LIST) Liberal candidate in your area, Conservative candidate in your area, the NDP candidate in your area, Green Party candidate in your area or (QUEBEC ONLY) Bloc Quebecois candidate in your area?

Base: Decided voters

How well are the parties doing in ridings they won in the previous election?

Liberal Ridings

n=	2006	Sep 4-7	Sep 5-8	Sep 6-9	Sep 7-10	Sep 8-11	Sep 10-13	Sep 11-14	Sep 13-15	Sep 14-16	Sep 15-17	Sep 16-18	Sep 17-20	Sep 18-21	Sep 20-22	Sep 21-23	Sep 22-24	Sep 23-25	Sep 24-27
	%	%	%	%	%	%	%	%	%	%	%	%	%	%	%	%	%	%	%
Conservative candidate	31	36	34	34	34	36	37	34	32	32	33	33	32	31	34	40	41	38	34
Liberal candidate	39	29	31	32	34	32	29	29	33	35	38	37	35	34	33	30	30	33	35
NDP candidate	19	18	19	19	18	17	17	19	17	17	16	19	19	20	20	17	17	16	18
Bloc Quebecois candidate	6	3	3	3	4	4	5	5	4	4	3	3	3	3	4	4	4	4	5
Green Party candidate	5	14	13	12	11	12	13	13	14	11	10	9	11	12	10	9	9	10	10

Difference from 2006 election	+3
	-4
	-1
	-1
	+5

Conservative Ridings

n=	2006	Sep 4-7	Sep 5-8	Sep 6-9	Sep 7-10	Sep 8-11	Sep 10-13	Sep 11-14	Sep 13-15	Sep 14-16	Sep 15-17	Sep 16-18	Sep 17-20	Sep 18-21	Sep 20-22	Sep 21-23	Sep 22-24	Sep 23-25	Sep 24-27
	%	%	%	%	%	%	%	%	%	%	%	%	%	%	%	%	%	%	%
Conservative candidate	40	47	48	51	50	48	48	45	42	40	42	49	49	48	44	41	46	50	51
Liberal candidate	32	26	26	25	25	25	24	25	29	28	26	18	16	19	22	26	25	26	23
NDP candidate	15	10	11	12	15	15	15	12	11	12	16	16	16	13	15	16	13	11	11
Bloc Quebecois candidate	8	5	5	5	4	5	5	7	6	7	4	6	7	7	7	6	7	5	6
Green Party candidate	5	12	9	7	7	7	9	11	12	13	12	12	11	12	12	11	9	8	10

Difference from 2006 election	+11
	-9
	-4
	-2
	+5

Bloc Ridings

n=	2006	Sep 4-7	Sep 5-8	Sep 6-9	Sep 7-10	Sep 8-11	Sep 10-13	Sep 11-14	Sep 13-15	Sep 14-16	Sep 15-17	Sep 16-18	Sep 17-20	Sep 18-21	Sep 20-22	Sep 21-23	Sep 22-24	Sep 23-25	Sep 24-27
	%	%	%	%	%	%	%	%	%	%	%	%	%	%	%	%	%	%	%
Conservative candidate	19	29	26	24	23	25	26	29	24	24	23	25	20	20	21	23	23	19	19
Liberal candidate	30	20	20	20	16	19	19	19	23	24	29	23	22	23	26	25	22	19	18
NDP candidate	8	12	12	13	14	13	14	14	16	12	10	13	15	18	17	18	19	15	14
Bloc Quebecois candidate	40	35	37	39	41	39	37	35	33	36	31	35	36	35	33	33	33	42	45
Green Party candidate	3	5	5	4	6	5	5	3	4	4	6	5	7	5	4	1	3	4	4

Difference from 2006 election	0
	-12
	+6
	+5
	+1

Q. If the federal election was being held tomorrow, do you think you'd be supporting the (ROTATE LIST) Liberal candidate in your area, Conservative candidate in your area, the NDP candidate in your area, or the Green Party candidate in your area or (QUEBEC ONLY) Bloc Quebecois candidate in your area?

Q. In that case, which federal party's candidate in your local area would you be leaning towards at this time? Would it be the (ROTATE LIST) Liberal candidate in your area, Conservative candidate in your area, the NDP candidate in your area, Green Party candidate in your area or (QUEBEC ONLY) Bloc Quebecois candidate in your area?

Base: Decided voters

How likely are voters in battleground ridings to switch their vote?

Conservative Voters	Sep 4-8	Sep 5-9	Sep 6-10	Sep 7-11	Sep 8-13	Sep 9-14	Sep 10-15	Sep 11-16	Sep 13-17	Sep 14-18	Sep 15-20	Sep 16-21	Sep 17-22	Sep 18-23	Sep 20-24	Sep 21-25	Sep 22-27
n=	520	509	477	447	435	432	409	406	402	410	399	401	410	413	410	415	409
	%	%	%	%	%	%	%	%	%	%	%	%	%	%	%	%	%
NET Likely	30	27	27	27	27	27	29	29	30	30	28	24	22	21	20	21	22
NET Not Likely	67	69	70	69	69	68	67	67	67	68	70	74	76	78	77	76	75
DN/NA/Ref	2	3	3	4	4	4	4	4	2	2	2	1	2	2	3	3	3

Liberal Voters	Sep 4-8	Sep 5-9	Sep 6-10	Sep 7-11	Sep 8-13	Sep 9-14	Sep 10-15	Sep 11-16	Sep 13-17	Sep 14-18	Sep 15-20	Sep 16-21	Sep 17-22	Sep 18-23	Sep 20-24	Sep 21-25	Sep 22-27
n=	389	364	343	345	348	343	348	347	357	342	347	348	345	320	332	330	325
	%	%	%	%	%	%	%	%	%	%	%	%	%	%	%	%	%
NET Likely	45	42	39	40	38	36	37	39	39	38	39	39	38	39	38	37	35
NET Not Likely	51	54	56	53	55	57	56	56	57	58	59	58	60	58	57	58	61
DN/NA/Ref	4	4	5	7	7	8	7	6	4	4	3	3	2	3	5	5	5

NDP Voters	Sep 4-8	Sep 5-9	Sep 6-10	Sep 7-11	Sep 8-13	Sep 9-14	Sep 10-15	Sep 11-16	Sep 13-17	Sep 14-18	Sep 15-20	Sep 16-21	Sep 17-22	Sep 18-23	Sep 20-24	Sep 21-25	Sep 22-27
n=	249	261	255	249	251	244	227	222	226	229	233	243	254	250	230	222	224
	%	%	%	%	%	%	%	%	%	%	%	%	%	%	%	%	%
NET Likely	38	39	37	35	34	36	38	43	45	48	47	44	42	40	38	39	41
NET Not Likely	59	59	60	62	62	60	57	52	50	49	51	53	55	57	59	58	57
DN/NA/Ref	3	3	3	3	5	4	5	5	5	4	2	3	4	3	3	4	2

Bloc Voters	Sep 4-8	Sep 5-9	Sep 6-10	Sep 7-11	Sep 8-13	Sep 9-14	Sep 10-15	Sep 11-16	Sep 13-17	Sep 14-18	Sep 15-20	Sep 16-21	Sep 17-22	Sep 18-23	Sep 20-24	Sep 21-25	Sep 22-27
n=	132	124	123	120	113	123	122	125	113	111	104	105	99	110	108	107	117
	%	%	%	%	%	%	%	%	%	%	%	%	%	%	%	%	%
NET Likely	21	20	24	28	30	29	27	25	24	21	21	19	25	23	24	25	24
NET Not Likely	78	78	75	72	69	69	71	74	74	77	78	80	75	76	75	75	73
DN/NA/Ref	2	1	1	1	1	2	2	2	2	2	1	1	1	1	1	-	2

Green Voters	Sep 4-8	Sep 5-9	Sep 6-10	Sep 7-11	Sep 8-13	Sep 9-14	Sep 10-15	Sep 11-16	Sep 13-17	Sep 14-18	Sep 15-20	Sep 16-21	Sep 17-22	Sep 18-23	Sep 20-24	Sep 21-25	Sep 22-27
n=	129	120	117	112	123	126	130	131	129	117	120	118	112	106	113	106	100
	%	%	%	%	%	%	%	%	%	%	%	%	%	%	%	%	%
NET Likely	43	43	46	54	57	52	52	52	47	47	44	40	39	42	41	46	51
NET Not Likely	56	56	51	43	38	42	41	42	49	48	51	56	55	52	54	48	43
DN/NA/Ref	1	1	2	4	5	6	7	6	4	6	5	4	7	6	4	6	6

Q. How likely is it that you might switch your vote to your second choice between now and election day?

Base: Those who have a second choice

Is it time for change?

BC Battleground Ridings

	Sep 4-6	Sep 5-7	Sep 6-8	Sep 7-9	Sep 8-10	Sep 9-11	Sep 10-13	Sep 11-14	Sep 13-15	Sep 14-16	Sep 15-17	Sep 16-18	Sep 17-20	Sep 18-21	Sep 20-22	Sep 21-23	Sep 22-24	Sep 23-25	Sep 24-27
n=	450	430	410	390	390	390	390	390	390	390	390	390	390	390	390	390	390	390	390
%	%	%	%	%	%	%	%	%	%	%	%	%	%	%	%	%	%	%	%
It's time for a change and a new government should be voted in	40	41	42	46	49	48	51	50	49	42	42	44	50	51	48	43	41	43	45
Now would be the wrong time to make a change	51	49	48	45	44	45	42	42	42	49	48	46	39	39	42	46	47	46	41
DK/NA/Ref	9	10	10	9	7	7	7	8	9	10	10	10	10	10	10	11	12	11	14

Ontario Battleground Ridings

	Sep 4-6	Sep 5-7	Sep 6-8	Sep 7-9	Sep 8-10	Sep 9-11	Sep 10-13	Sep 11-14	Sep 13-15	Sep 14-16	Sep 15-17	Sep 16-18	Sep 17-20	Sep 18-21	Sep 20-22	Sep 21-23	Sep 22-24	Sep 23-25	Sep 24-27
n=	480	460	440	420	420	420	420	420	420	420	429	420	420	420	420	420	420	420	420
%	%	%	%	%	%	%	%	%	%	%	%	%	%	%	%	%	%	%	%
It's time for a change and a new government should be voted in	43	44	47	48	47	43	46	45	46	43	45	44	48	47	47	43	43	42	45
Now would be the wrong time to make a change	48	49	46	46	46	48	46	43	41	40	40	41	40	42	42	44	44	46	45
DK/NA/Ref	9	7	7	6	7	9	8	13	13	18	16	15	12	11	11	13	13	12	10

Quebec Battleground Ridings

	Sep 4-6	Sep 5-7	Sep 6-8	Sep 7-9	Sep 8-10	Sep 9-11	Sep 10-13	Sep 11-14	Sep 13-15	Sep 14-16	Sep 15-17	Sep 16-18	Sep 17-20	Sep 18-21	Sep 20-22	Sep 21-23	Sep 22-24	Sep 23-25	Sep 24-27
n=	450	435	420	405	405	405	405	405	405	405	405	405	405	405	405	405	405	405	405
%	%	%	%	%	%	%	%	%	%	%	%	%	%	%	%	%	%	%	%
It's time for a change and a new government should be voted in	45	49	48	46	45	44	48	49	51	52	51	51	54	54	55	51	51	52	54
Now would be the wrong time to make a change	49	44	44	45	46	47	41	40	39	40	42	38	35	34	35	38	38	37	36
DK/NA/Ref	6	6	9	9	8	8	11	11	10	8	7	11	12	12	11	11	12	12	10

Q. Some people have been saying it's time for a change and that a new government should be voted in. Other people have said that now would be the wrong time to make a change and we should return the Conservatives to power. Which one of these two views best represents your own?

Base: All respondents

Will voters watch the leaders debate?

BC Battleground Ridings

	Sep 24-27
n=	390
	%
NET Watching	70
Definitely watching	27
Probably watching	43
Probably not watching	17
Definitely not watching	9
NET Not Watching	26
Don't Know/Refused	4

Ontario Battleground Ridings

	Sep 24-27
n=	420
	%
NET Watching	66
Definitely watching	23
Probably watching	44
Probably not watching	18
Definitely not watching	13
NET Not Watching	32
Don't Know/Refused	2

Quebec Battleground Ridings

	Sep 24-27
n=	405
	%
NET Watching	74
Definitely watching	39
Probably watching	35
Probably not watching	11
Definitely not watching	13
NET Not Watching	25
Don't Know/Refused	1

Q. As you may know, the leader debates will be taking place on Wednesday October 1st in French and Thursday October 2nd in English. Will you definitely be watching, probably be watching, probably not be watching or definitely not be watching?

Base: All respondents

Will voters watch the leaders debate?

All Battlegrounds

		Sept. 24-27, 2008				
		Conservative Voters	Liberal Voters	NDP Voters	Bloc Voters	Green Voters
	n=	365	250	155	104	74
		%	%	%	%	%
NET Watching		77	66	74	77	57
Definitely watching		26	26	30	41	27
Probably watching		51	40	44	37	30
Probably not watching		16	18	18	12	17
Definitely not watching		6	14	8	10	23
NET Not Watching		22	32	26	23	40
Don't Know/Refused		1	3	1	-	3

Q. As you may know, the leader debates will be taking place on Wednesday October 1st in French and Thursday October 2nd in English. Will you definitely be watching, probably be watching, probably not be watching or definitely not be watching?

Base: All respondents

How important is the leaders debate?

BC Battleground Ridings

	Sep 24-27
n=	390
	%
Most important factor in deciding how you will vote	4
Important but not the only factor that decides your vote	39
Have very little influence on your vote decision	29
No impact at all on whom you decide to vote for	24
Don't Know/Refused	3

Ontario Battleground Ridings

	Sep 24-27
n=	420
	%
Most important factor in deciding how you will vote	3
Important but not the only factor that decides your vote	32
Have very little influence on your vote decision	32
No impact at all on whom you decide to vote for	29
Don't Know/Refused	4

Quebec Battleground Ridings

	Sep 24-27
n=	405
	%
Most important factor in deciding how you will vote	8
Important but not the only factor that decides your vote	29
Have very little influence on your vote decision	23
No impact at all on whom you decide to vote for	37
Don't Know/Refused	3

Q. What effect do you think the debates will have on your decision of who to vote for? Will this be the most important factor in deciding how you will vote; Be important but not the only factor that decides your vote; Will have very little influence on your vote decision; Have no impact at all on whom you decide to vote for

Base: All respondents

How important is the leaders debate?

All Battlegrounds

	Conservative Voters	Liberal Voters	NDP Voters	Bloc Voters	Green Voters
n=	365	257	155	104	74
	%	%	%	%	%
Most important factor in deciding how you will vote	3	5	2	8	6
Important but not the only factor that decides your vote	29	30	45	24	47
Have very little influence on your vote decision	34	32	30	23	18
No impact at all on whom you decide to vote for	33	29	19	44	28
Don't Know/Refused	2	4	4	2	1

All Battlegrounds

	Will watch	Won't watch
n=	862	321
	%	%
Most important factor in deciding how you will vote	6	1
Important but not the only factor that decides your vote	42	10
Have very little influence on your vote decision	29	29
No impact at all on whom you decide to vote for	20	57
Don't Know/Refused	3	3

Q. What effect do you think the debates will have on your decision of who to vote for? Will this be the most important factor in deciding how you will vote; Be important but not the only factor that decides your vote; Will have very little influence on your vote decision; Have no impact at all on whom you decide to vote for

Base: All respondents

Which party leader will perform the best in the debates?

BC Battleground Ridings		Sep 24-27
	n=	390
		%
Stephane Dion		6
Stephen Harper		42
Jack Layton		22
Gilles Duceppe		2
Elizabeth May		8
Don't Know/Refused		21

Ontario Battleground Ridings		Sep 24-27
	n=	420
		%
Stephane Dion		8
Stephen Harper		46
Jack Layton		22
Gilles Duceppe		2
Elizabeth May		9
Don't Know/Refused		14

Quebec Battleground Ridings		Sep 24-27
	n=	405
		%
Stephane Dion		8
Stephen Harper		26
Jack Layton		15
Gilles Duceppe		15
Elizabeth May		3
Don't Know/Refused		32

Q. If you had to guess right now, which leader do you think will perform the best in these debates?

Base: All respondents

Which party leader will perform the best in the debates?

All Battlegrounds

	Conservative Voters	Liberal Voters	NDP Voters	Bloc Voters	Green Voters
n=	365	250	155	104	74
	%	%	%	%	%
Stephane Dion	2	22	7	5	5
Stephen Harper	75	28	20	17	24
Jack Layton	10	20	51	20	17
Gilles Duceppe	3	1	3	36	7
Elizabeth May	1	10	7	3	35
Don't Know/Refused	10	19	12	20	12

All Battlegrounds

	Will watch	Won't watch
n=	862	321
	%	%
Stephane Dion	8	6
Stephen Harper	42	33
Jack Layton	20	20
Gilles Duceppe	7	3
Elizabeth May	7	7
Don't Know/Refused	17	31

Q. If you had to guess right now, which leader do you think will perform the best in these debates?

Base: All respondents

Which party leader will perform the worst in the debates?

BC Battleground Ridings		Sep 24-27
	n=	390
		%
Stephane Dion		34
Stephen Harper		8
Jack Layton		4
Gilles Duceppe		11
Elizabeth May		14
Don't Know/Refused		29

Ontario Battleground Ridings		Sep 24-27
	n=	420
		%
Stephane Dion		40
Stephen Harper		8
Jack Layton		8
Gilles Duceppe		12
Elizabeth May		13
Don't Know/Refused		19

Quebec Battleground Ridings		Sep 24-27
	n=	405
		%
Stephane Dion		32
Stephen Harper		11
Jack Layton		6
Gilles Duceppe		9
Elizabeth May		10
Don't Know/Refused		31

Q. And who do you think will perform the worst in these debates?

Base: All respondents

Which party leader will perform the worst in the debates?

All Battlegrounds	Conservative Voters	Liberal Voters	NDP Voters	Bloc Voters	Green Voters
	n=	365	250	155	104
	%	%	%	%	%
Stephane Dion	51	17	43	46	47
Stephen Harper	<1	14	18	20	19
Jack Layton	7	10	5	3	6
Gilles Duceppe	13	15	12	4	10
Elizabeth May	15	16	10	7	5
Don't Know/Refused	14	27	12	20	13

All Battlegrounds	Will watch	Won't watch
	n=	862
	%	%
Stephane Dion	38	35
Stephen Harper	9	10
Jack Layton	7	5
Gilles Duceppe	13	8
Elizabeth May	13	12
Don't Know/Refused	21	31

Q. And who do you think will perform the worst in these debates?

Base: All respondents

Which party leader are you most interested in hearing from?

BC Battleground Ridings		Sep 24-27
	n=	390
		%
Stephane Dion		17
Stephen Harper		30
Jack Layton		17
Gilles Duceppe		1
Elizabeth May		18
Don't Know/Refused		17

Ontario Battleground Ridings		Sep 24-27
	n=	420
		%
Stephane Dion		18
Stephen Harper		35
Jack Layton		16
Gilles Duceppe		1
Elizabeth May		15
Don't Know/Refused		16

Quebec Battleground Ridings		Sep 24-27
	n=	405
		%
Stephane Dion		17
Stephen Harper		19
Jack Layton		19
Gilles Duceppe		13
Elizabeth May		6
Don't Know/Refused		27

Q. And which leader will you be most interested in hearing from in these debates?

Base: All respondents

Which party leader are you most interested in hearing from?

All Battlegrounds	Conservative Voters	Liberal Voters	NDP Voters	Bloc Voters	Green Voters
n=	365	250	155	104	74
	%	%	%	%	%
Stephane Dion	10	45	11	11	12
Stephen Harper	59	19	11	13	10
Jack Layton	10	10	46	20	20
Gilles Duceppe	1	2	1	36	3
Elizabeth May	10	11	20	6	41
Don't Know/Refused	11	13	10	14	15

All Battlegrounds	Will watch	Won't watch
n=	862	321
	%	%
Stephane Dion	19	15
Stephen Harper	31	23
Jack Layton	17	17
Gilles Duceppe	5	4
Elizabeth May	14	11
Don't Know/Refused	14	31

Q. And which leader will you be most interested in hearing from in these debates?
 Base: All respondents