



The Strategic Counsel

Gregg, Kelly, Sullivan & Woolstencroft:
The Strategic Counsel

www.thestrategiccounsel.com

21 St. Clair Avenue East
Suite 1100
Toronto, Ontario
M4T 1L9
Tel 416 975-4465
Fax 416 975-1883

60 George Street
Suite 205
Ottawa, Ontario
K1N 1J4
Tel 613 236-0296
Fax 613 236-1290



A Report To The Globe and Mail and CTV

2008 Federal Election: Battleground
Tracking

September 23-25, 2008

Methodology

- ◆ The Strategic Counsel is pleased to present findings from three surveys of the Battleground Regions of Ontario (n=420), Quebec (n=405) and British Columbia (n=390)
- ◆ Forty-five of the most hotly contested ridings from Quebec, Ontario and British Columbia comprise the *Battleground 2008*.
- ◆ Quebec, Ontario and British Columbia were chosen because they possess the highest concentration of ridings where multiple Parties are likely to have the toughest competition.
- ◆ In the Federal Election of 2006 and subsequent By-Elections, these forty-five ridings were home to the tightest races in the most populous Provinces in the Country.
- ◆ The forty-five ridings consist of the 20 tightest races in Ontario, the 15 closest races in Quebec and the 10 tightest races in British Columbia from the 2006 Federal Election and subsequent By-Elections.
- ◆ Results are based on random samples of adults 18 years of age or older in each of the 45 ridings constituting the *Battleground 2008*. Results were weighted by age to be proportionate to the provincial population sampled.
- ◆ Data collection for this report was conducted between September 4th to 25th, 2008.

Note: Proportions may not sum to 100% due to rounding

The Battlegrounds

British Columbia

- ◆ Vancouver Quadra, Vancouver Island North, West Vancouver-Sunshine Coast-Sea to Sky Country, Fleetwood-Port Kells, Newton-North Delta, Burnaby-Douglas, Esquimalt-Juan de Fuca, Richmond, Pitt Meadows-Maple Ridge-Mission, North Vancouver.

Ontario

- ◆ Parry Sound-Muskoka, Glengarry-Prescott-Russell, St. Catharines, Hamilton East-Stoney Creek, Brant, Thunder Bay-Superior North, Oakville, Thunder Bay-Rainy River, Huron-Bruce, London-Fanshaw, Ottawa-Orléans, Simcoe North, London West, Barrie, Kitchener-Conestoga, Halton, Peterborough, Algoma-Manitoulin-Kapuskasing, Burlington, Mississauga South.

Quebec

- ◆ Louis-Hébert, Ahuntsic, Beauport-Limoilou, Brossard-La Prairie, Papineau, Charlesbourg—Haut-Saint-Charles, Hull-Aylmer, Honoré-Mercier, Saint-Hyacinthe-Bagot, Pontiac, Jeanne-Le Ber, Laval-Les Îles, Gatineau, Chicoutimi-Le Fjord, Brome-Missisquoi.

Sample Distribution and Margin of Error

| | | Sample Size | Margin of Error (±) |
|---------------------------------------|--------------------|--------------------|----------------------------|
| British Columbia battleground ridings | <i>(Sep 23-25)</i> | 390 | 5.0% |
| Ontario battleground ridings | <i>(Sep 23-25)</i> | 420 | 4.8% |
| Ontario “905” battleground ridings | <i>(Sep 20-25)</i> | 207 | 6.8% |
| Ontario “519” battleground ridings | <i>(Sep 20-25)</i> | 165 | 7.6% |
| Ontario “other” battleground ridings | <i>(Sep 20-25)</i> | 311 | 5.6% |
| Quebec battleground ridings | <i>(Sep 23-25)</i> | 405 | 4.9% |
| Quebec battleground ridings | <i>(Sep 20-25)</i> | 587 | 4.0% |
| Montreal battleground ridings | <i>(Sep 20-25)</i> | 235 | 6.4% |
| Battleground ridings outside Montreal | <i>(Sep 20-25)</i> | 352 | 5.2% |
| Liberal held ridings | <i>(Sep 23-25)</i> | 392 | 5.0% |
| Conservative held ridings | <i>(Sep 23-25)</i> | 300 | 5.7% |
| Bloc Quebecois held ridings | <i>(Sep 23-25)</i> | 148 | 8.1% |

Detailed Findings

Is Canada on the right track?

BC Battleground Ridings

| | Sep 4-6 | Sep 5-7 | Sep 6-8 | Sep 7-9 | Sep 8-10 | Sep 9-11 | Sep 10-13 | Sep 11-14 | Sep 13-15 | Sep 14-16 | Sep 15-17 | Sep 16-18 | Sep 17-20 | Sep 18-21 | Sep 20-22 | Sep 21-23 | Sep 22-24 | Sep 23-25 |
|---------------------------|-----------|-----------|-----------|-----------|-----------|-----------|-----------|-----------|-----------|-----------|-----------|-----------|-----------|-----------|-----------|-----------|-----------|-----------|
| n= | 450 | 430 | 410 | 390 | 390 | 390 | 390 | 390 | 390 | 390 | 390 | 390 | 390 | 390 | 390 | 390 | 390 | 390 |
| | % | % | % | % | % | % | % | % | % | % | % | % | % | % | % | % | % | % |
| On the right track | 57 | 54 | 55 | 54 | 57 | 54 | 52 | 52 | 52 | 52 | 51 | 52 | 53 | 51 | 50 | 53 | 54 | 56 |
| On the wrong track | 28 | 31 | 31 | 33 | 33 | 33 | 32 | 30 | 28 | 28 | 28 | 28 | 29 | 29 | 30 | 26 | 26 | 25 |
| DK/NA/Ref | 15 | 15 | 14 | 13 | 11 | 14 | 16 | 19 | 20 | 20 | 21 | 20 | 18 | 19 | 20 | 21 | 20 | 19 |

Ontario Battleground Ridings

| | Sep 4-6 | Sep 5-7 | Sep 6-8 | Sep 7-9 | Sep 8-10 | Sep 9-11 | Sep 10-13 | Sep 11-14 | Sep 13-15 | Sep 14-16 | Sep 15-17 | Sep 16-18 | Sep 17-20 | Sep 18-21 | Sep 20-22 | Sep 21-23 | Sep 22-24 | Sep 23-25 |
|---------------------------|-----------|-----------|-----------|-----------|-----------|-----------|-----------|-----------|-----------|-----------|-----------|-----------|-----------|-----------|-----------|-----------|-----------|-----------|
| n= | 480 | 460 | 440 | 420 | 420 | 420 | 420 | 420 | 420 | 420 | 420 | 420 | 420 | 420 | 420 | 420 | 420 | 420 |
| | % | % | % | % | % | % | % | % | % | % | % | % | % | % | % | % | % | % |
| On the right track | 53 | 56 | 57 | 54 | 52 | 52 | 53 | 50 | 50 | 46 | 47 | 45 | 45 | 48 | 51 | 51 | 51 | 51 |
| On the wrong track | 31 | 28 | 28 | 31 | 34 | 34 | 33 | 31 | 32 | 33 | 34 | 36 | 38 | 37 | 32 | 31 | 27 | 29 |
| DK/NA/Ref | 17 | 15 | 15 | 15 | 15 | 15 | 14 | 19 | 18 | 21 | 18 | 19 | 17 | 15 | 17 | 19 | 22 | 20 |

Quebec Battleground Ridings

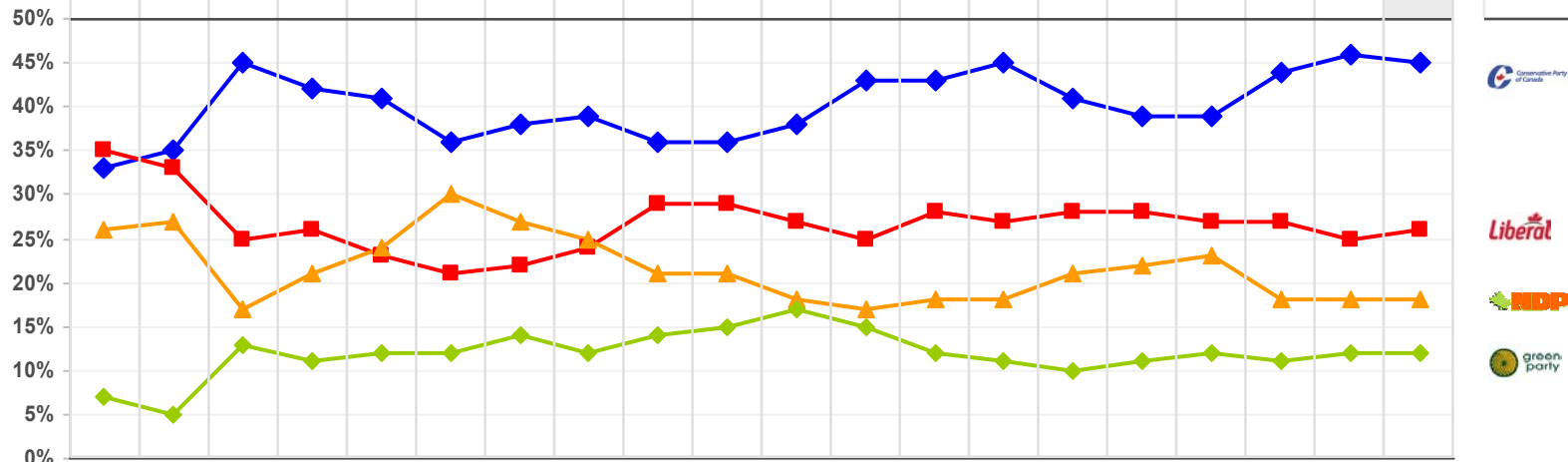
| | Sep 4-6 | Sep 5-7 | Sep 6-8 | Sep 7-9 | Sep 8-10 | Sep 9-11 | Sep 10-13 | Sep 11-14 | Sep 13-15 | Sep 14-16 | Sep 15-17 | Sep 16-18 | Sep 17-20 | Sep 18-21 | Sep 20-22 | Sep 21-23 | Sep 22-24 | Sep 23-25 |
|---------------------------|-----------|-----------|-----------|-----------|-----------|-----------|-----------|-----------|-----------|-----------|-----------|-----------|-----------|-----------|-----------|-----------|-----------|-----------|
| n= | 450 | 435 | 420 | 405 | 405 | 405 | 405 | 405 | 405 | 405 | 405 | 405 | 405 | 405 | 405 | 405 | 495 | 405 |
| | % | % | % | % | % | % | % | % | % | % | % | % | % | % | % | % | % | % |
| On the right track | 60 | 59 | 57 | 55 | 53 | 52 | 51 | 51 | 47 | 44 | 47 | 49 | 54 | 52 | 53 | 51 | 47 | 45 |
| On the wrong track | 32 | 32 | 32 | 32 | 34 | 35 | 35 | 35 | 38 | 42 | 40 | 39 | 32 | 33 | 33 | 34 | 37 | 38 |
| DK/NA/Ref | 8 | 9 | 11 | 13 | 13 | 13 | 14 | 14 | 15 | 14 | 13 | 12 | 14 | 15 | 14 | 15 | 16 | 17 |

Q. Right now, do you think that overall the country is on the right track or the wrong track?

Base: All respondents

How would they vote today? BC Battleground Ridings

| | 2004 | 2006 | 2008 | | | | | | | | | | | | | | | | | Difference from 2006 election | | |
|--------------------------|------|------|---------|---------|---------|---------|----------|----------|-----------|-----------|-----------|-----------|-----------|-----------|-----------|-----------|-----------|-----------|-----------|-------------------------------|-----------|-----|
| | | | Sep 4-6 | Sep 5-7 | Sep 6-8 | Sep 7-9 | Sep 8-10 | Sep 9-11 | Sep 10-13 | Sep 11-14 | Sep 13-15 | Sep 14-16 | Sep 15-17 | Sep 16-18 | Sep 17-20 | Sep 18-21 | Sep 20-22 | Sep 21-23 | Sep 22-24 | | Sep 23-25 | |
| | | | 450 | 430 | 410 | 390 | 390 | 390 | 390 | 390 | 390 | 390 | 390 | 390 | 390 | 390 | 390 | 390 | 390 | | 390 | 390 |
| Conservative candidate | 33 | 35 | 45 | 42 | 41 | 36 | 38 | 39 | 36 | 36 | 38 | 43 | 43 | 45 | 41 | 39 | 39 | 44 | 46 | 45 | +10 | |
| Liberal candidate | 35 | 33 | 25 | 26 | 23 | 21 | 22 | 24 | 29 | 29 | 27 | 25 | 28 | 27 | 28 | 28 | 27 | 27 | 25 | 26 | -7 | |
| NDP candidate | 26 | 27 | 17 | 21 | 24 | 30 | 27 | 25 | 21 | 21 | 18 | 17 | 18 | 18 | 21 | 22 | 23 | 18 | 18 | 18 | -9 | |
| Bloc Quebecois candidate | - | - | - | - | - | - | - | - | - | - | - | - | - | - | - | - | - | - | - | - | - | - |
| Green Party candidate | 7 | 5 | 13 | 11 | 12 | 12 | 14 | 12 | 14 | 15 | 17 | 15 | 12 | 11 | 10 | 11 | 12 | 11 | 12 | 12 | +7 | |



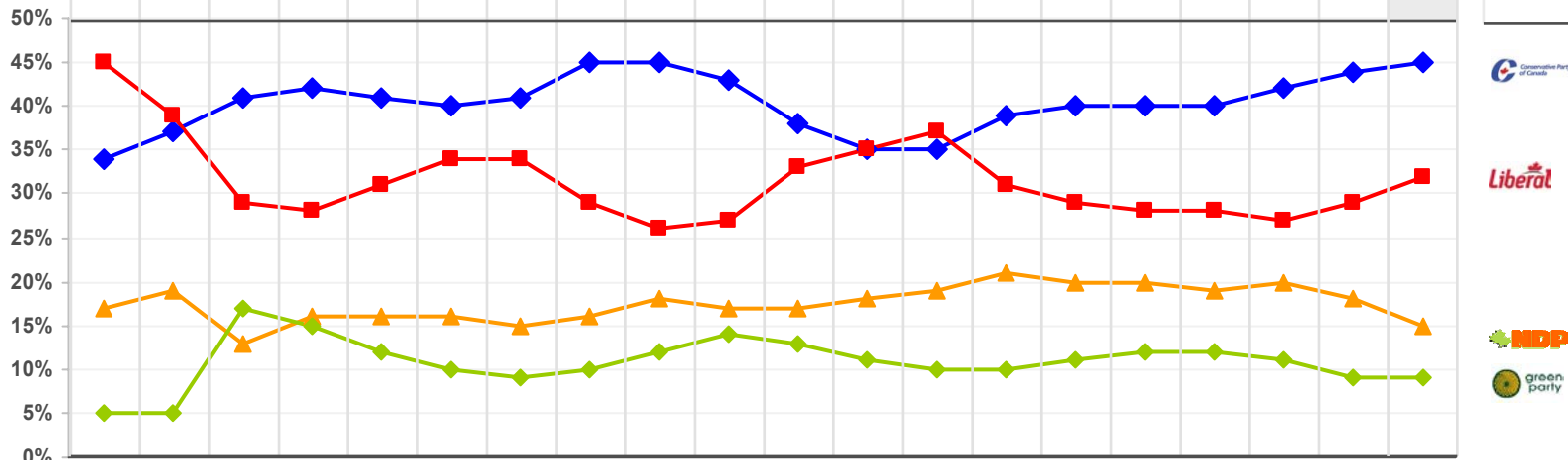
Q. If the federal election was being held tomorrow, do you think you'd be supporting the (ROTATE LIST) Liberal candidate in your area, Conservative candidate in your area, the NDP candidate in your area, or the Green Party candidate in your area or (QUEBEC ONLY) Bloc Quebecois candidate in your area?

Q. In that case, which party's candidate in your local area would you be leaning towards at this time? Would it be the (ROTATE LIST) Liberal candidate in your area, Conservative candidate in your area, the NDP candidate in your area, Green Party candidate in your area or (QUEBEC ONLY) Bloc Quebecois candidate in your area?

Base: Total sample

How would they vote today? Ontario Battleground Ridings

| | 2004 | 2006 | 2008 | | | | | | | | | | | | | | | | | | Difference from 2006 election | |
|--------------------------|------|------|---------|---------|---------|---------|----------|----------|-----------|-----------|-----------|-----------|-----------|-----------|-----------|-----------|-----------|-----------|-----------|-----------|-------------------------------|-----|
| | | | Sep 4-6 | Sep 5-7 | Sep 6-8 | Sep 7-9 | Sep 8-10 | Sep 9-11 | Sep 10-13 | Sep 11-14 | Sep 13-15 | Sep 14-16 | Sep 15-17 | Sep 16-18 | Sep 17-20 | Sep 18-21 | Sep 20-22 | Sep 21-23 | Sep 22-24 | Sep 23-25 | | |
| | | | 480 | 430 | 410 | 420 | 420 | 420 | 420 | 420 | 420 | 420 | 420 | 420 | 420 | 420 | 420 | 420 | 420 | 420 | | 420 |
| % | % | % | % | % | % | % | % | % | % | % | % | % | % | % | % | % | % | % | % | % | | |
| Conservative candidate | 34 | 37 | 41 | 42 | 41 | 40 | 41 | 45 | 45 | 43 | 38 | 35 | 35 | 39 | 40 | 40 | 40 | 42 | 44 | 45 | +8 | |
| Liberal candidate | 45 | 39 | 29 | 28 | 31 | 34 | 34 | 29 | 26 | 27 | 33 | 35 | 37 | 31 | 29 | 28 | 28 | 27 | 29 | 32 | -7 | |
| NDP candidate | 17 | 19 | 13 | 16 | 16 | 16 | 15 | 16 | 18 | 17 | 17 | 18 | 19 | 21 | 20 | 20 | 19 | 20 | 18 | 15 | -4 | |
| Bloc Quebecois candidate | - | - | - | - | - | - | - | - | - | - | - | - | - | - | - | - | - | - | - | - | - | - |
| Green Party candidate | 5 | 5 | 17 | 15 | 12 | 10 | 9 | 10 | 12 | 14 | 13 | 11 | 10 | 10 | 11 | 12 | 12 | 11 | 9 | 9 | +4 | |



Q. If the federal election was being held tomorrow, do you think you'd be supporting the (ROTATE LIST) Liberal candidate in your area, Conservative candidate in your area, the NDP candidate in your area, or the Green Party candidate in your area or (QUEBEC ONLY) Bloc Quebecois candidate in your area?

Q. In that case, which party's candidate in your local area would you be leaning towards at this time? Would it be the (ROTATE LIST) Liberal candidate in your area, Conservative candidate in your area, the NDP candidate in your area, Green Party candidate in your area or (QUEBEC ONLY) Bloc Quebecois candidate in your area?

Base: Total sample

How would they vote today? Ontario Battleground Ridings *by region*

905 Battlegrounds

| | n= | 2006 | 2008 | | Difference from 2006 election |
|------------------------|----|------|----------|-----------|-------------------------------|
| | | | Sep 8-14 | Sep 20-25 | |
| | | | 222 | 207 | |
| | | % | % | % | |
| Conservative candidate | | 39 | 39 | 48 | +9 |
| Liberal candidate | | 40 | 34 | 34 | -6 |
| NDP candidate | | 16 | 17 | 13 | -3 |
| Green Party candidate | | 5 | 11 | 5 | 0 |

519 Battlegrounds

| | n= | 2006 | 2008 | | Difference from 2006 election |
|------------------------|----|------|----------|-----------|-------------------------------|
| | | | Sep 8-14 | Sep 20-25 | |
| | | | 165 | 165 | |
| | | % | % | % | |
| Conservative candidate | | 36 | 43 | 41 | +5 |
| Liberal candidate | | 37 | 27 | 30 | -7 |
| NDP candidate | | 22 | 17 | 18 | -4 |
| Green Party candidate | | 4 | 13 | 10 | +6 |

Rest of Ontario Battlegrounds

| | n= | 2006 | 2008 | | Difference from 2006 election |
|------------------------|----|------|----------|-----------|-------------------------------|
| | | | Sep 8-14 | Sep 20-25 | |
| | | | 311 | 311 | |
| | | % | % | % | |
| Conservative candidate | | 38 | 44 | 40 | +2 |
| Liberal candidate | | 35 | 28 | 27 | -8 |
| NDP candidate | | 22 | 16 | 19 | -3 |
| Green Party candidate | | 5 | 12 | 14 | +9 |

Note:

905 Ridings: St. Catharines, Hamilton East-Stoney Creek, Oakville, Halton, Burlington, Mississauga South.

519 Ridings: Brant, Huron-Bruce, London-Fanshaw, London West, Kitchener-Conestoga.

Rest of Ontario: Parry Sound-Muskoka, Glengarry-Prescott-Russell, Thunder Bay-Superior North, Thunder Bay-Rainy River, Ottawa-Orléans, Simcoe North, Barrie, Peterborough, Algoma-Manitoulin-Kapuskasing.

- Q. If the federal election was being held tomorrow, do you think you'd be supporting the (ROTATE LIST) Liberal candidate in your area, Conservative candidate in your area, the NDP candidate in your area, or the Green Party candidate in your area or (QUEBEC ONLY) Bloc Quebecois candidate in your area?
- Q. In that case, which federal party's candidate in your local area would you be leaning towards at this time? Would it be the (ROTATE LIST) Liberal candidate in your area, Conservative candidate in your area, the NDP candidate in your area, Green Party candidate in your area or (QUEBEC ONLY) Bloc Quebecois candidate in your area?
- Base: Decided voters

How would they vote today? Ontario Battlegrounds by 2006 winning party

Ontario Conservative Battlegrounds

| | n= | 2006 | 2008 | | | Difference from 2006 election |
|------------------------|----|------|----------|-----------|-----------|-------------------------------|
| | | | Sep 6-11 | Sep 13-18 | Sep 20-25 | |
| | | | 360 | 347 | 339 | |
| | | % | % | % | % | |
| Conservative candidate | | 41 | 52 | 45 | 50 | +9 |
| Liberal candidate | | 39 | 29 | 30 | 28 | -11 |
| NDP candidate | | 15 | 11 | 12 | 10 | -5 |
| Green Party candidate | | 5 | 8 | 14 | 12 | +7 |

Ontario Liberal Battlegrounds

| | n= | 2006 | 2008 | | | Difference from 2006 election |
|------------------------|----|------|----------|-----------|-----------|-------------------------------|
| | | | Sep 6-11 | Sep 13-18 | Sep 20-25 | |
| | | | 281 | 259 | 284 | |
| | | % | % | % | % | |
| Conservative candidate | | 35 | 35 | 32 | 38 | +3 |
| Liberal candidate | | 40 | 33 | 36 | 33 | -7 |
| NDP candidate | | 22 | 19 | 23 | 21 | -1 |
| Green Party candidate | | 4 | 13 | 9 | 9 | +5 |

Conservative Ridings: *Barrie, Burlington, Glengarry–Prescott–Russell, Halton, Kitchener–Conestoga, Ottawa–Orléans, Parry Sound–Muskoka, Peterborough, Simcoe North, St. Catharines.*

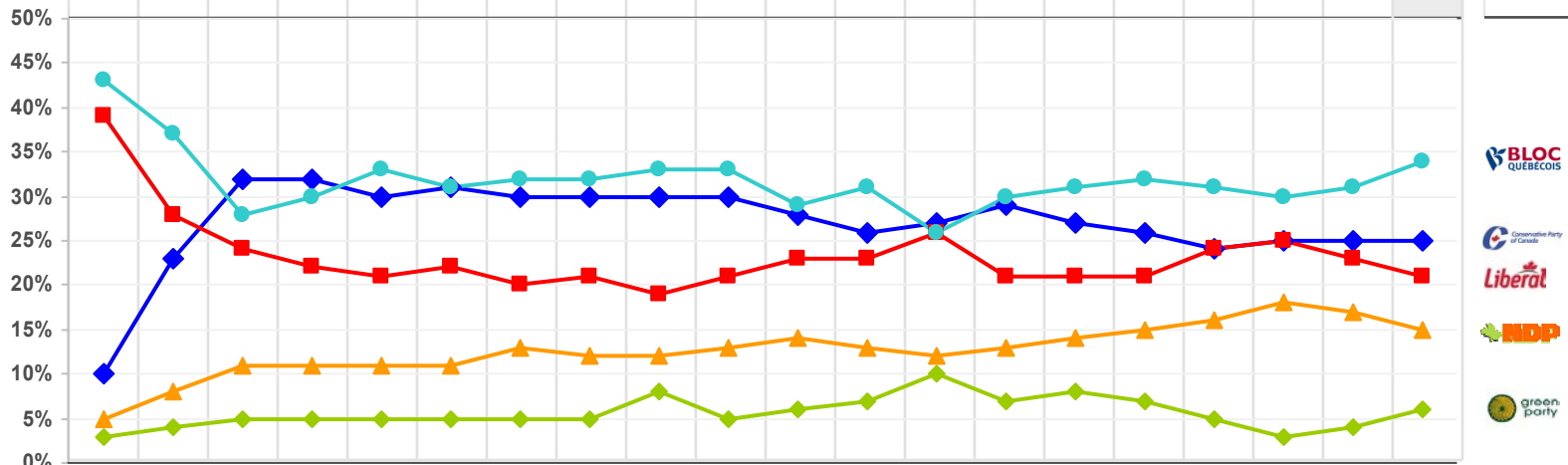
Liberal Ridings: *Algoma–Manitoulin–Kapuskasing, Brant, Huron–Bruce, Mississauga South, Oakville, London West, Thunder Bay–Rainy River, Thunder Bay–Superior North.*

- Q. If the federal election was being held tomorrow, do you think you'd be supporting the (ROTATE LIST) Liberal candidate in your area, Conservative candidate in your area, the NDP candidate in your area, or the Green Party candidate in your area or (QUEBEC ONLY) Bloc Quebecois candidate in your area?
- Q. In that case, which federal party's candidate in your local area would you be leaning towards at this time? Would it be the (ROTATE LIST) Liberal candidate in your area, Conservative candidate in your area, the NDP candidate in your area, Green Party candidate in your area or (QUEBEC ONLY) Bloc Quebecois candidate in your area?

Base: Decided voters

How would they vote today? Quebec Battleground Ridings

| | 2004 | 2006 | 2008 | | | | | | | | | | | | | | | | | | Difference from 2006 election |
|--------------------------|------|------|---------|---------|---------|---------|----------|----------|-----------|-----------|-----------|-----------|-----------|-----------|-----------|-----------|-----------|-----------|-----------|-----------|-------------------------------|
| | | | Sep 4-6 | Sep 5-7 | Sep 6-8 | Sep 7-9 | Sep 8-10 | Sep 9-11 | Sep 10-13 | Sep 11-14 | Sep 13-15 | Sep 14-16 | Sep 15-17 | Sep 16-18 | Sep 17-20 | Sep 18-21 | Sep 20-22 | Sep 21-23 | Sep 22-24 | Sep 23-25 | |
| | | | 450 | 430 | 410 | 405 | 405 | 405 | 405 | 405 | 405 | 405 | 405 | 405 | 405 | 405 | 405 | 405 | 405 | 405 | |
| | % | % | % | % | % | % | % | % | % | % | % | % | % | % | % | % | % | % | % | % | % |
| Conservative candidate | 10 | 23 | 32 | 32 | 30 | 31 | 30 | 30 | 30 | 30 | 28 | 26 | 27 | 29 | 27 | 26 | 24 | 25 | 25 | 25 | +2 |
| Liberal candidate | 39 | 28 | 24 | 22 | 21 | 22 | 20 | 21 | 19 | 21 | 23 | 23 | 26 | 21 | 21 | 21 | 24 | 25 | 23 | 21 | -7 |
| NDP candidate | 5 | 8 | 11 | 11 | 11 | 11 | 13 | 12 | 12 | 13 | 14 | 13 | 12 | 13 | 14 | 15 | 16 | 18 | 17 | 15 | +7 |
| Bloc Quebecois candidate | 43 | 37 | 28 | 30 | 33 | 31 | 32 | 32 | 33 | 33 | 29 | 31 | 26 | 30 | 31 | 32 | 31 | 30 | 31 | 34 | -3 |
| Green Party candidate | 3 | 4 | 5 | 5 | 5 | 5 | 5 | 5 | 8 | 5 | 6 | 7 | 10 | 7 | 8 | 7 | 5 | 3 | 4 | 6 | +2 |



Q. If the federal election was being held tomorrow, do you think you'd be supporting the (ROTATE LIST) Liberal candidate in your area, Conservative candidate in your area, the NDP candidate in your area, or the Green Party candidate in your area or (QUEBEC ONLY) Bloc Quebecois candidate in your area?

Q. In that case, which party's candidate in your local area would you be leaning towards at this time? Would it be the (ROTATE LIST) Liberal candidate in your area, Conservative candidate in your area, the NDP candidate in your area, Green Party candidate in your area or (QUEBEC ONLY) Bloc Quebecois candidate in your area?

Base: Total sample

How would they vote today? Quebec Battleground Ridings by region

Total Quebec Battleground Ridings

| n= | 2006 | 2008 | | | | | | | | | | | Difference from 2006 election |
|--------------------------|------|----------|----------|-----------|-----------|-----------|-----------|-----------|-----------|-----------|-----------|-----------|-------------------------------|
| | | Sep 4-10 | Sep 8-14 | Sep 10-16 | Sep 11-17 | Sep 13-18 | Sep 14-20 | Sep 15-21 | Sep 16-22 | Sep 17-23 | Sep 18-24 | Sep 23-25 | |
| | | % | % | % | % | % | % | % | % | % | % | % | |
| | | 761 | 612 | 592 | 604 | 547 | 600 | 595 | 590 | 599 | 586 | 587 | |
| Conservative candidate | 24 | 31 | 30 | 28 | 28 | 28 | 26 | 27 | 26 | 26 | 26 | 24 | 0 |
| Liberal candidate | 27 | 22 | 20 | 21 | 23 | 22 | 22 | 23 | 23 | 23 | 22 | 22 | -5 |
| NDP candidate | 8 | 12 | 13 | 13 | 12 | 14 | 13 | 13 | 15 | 16 | 16 | 16 | +8 |
| Bloc Quebecois candidate | 37 | 31 | 32 | 32 | 29 | 29 | 31 | 29 | 31 | 31 | 31 | 32 | -5 |
| Green Party candidate | 4 | 5 | 5 | 7 | 7 | 7 | 7 | 8 | 6 | 5 | 5 | 5 | +1 |

Montreal Battlegrounds

| n= | 2006 | 2008 | | | | | | | | | | | Difference from 2006 election |
|--------------------------|------|----------|----------|-----------|-----------|-----------|-----------|-----------|-----------|-----------|-----------|-----------|-------------------------------|
| | | Sep 4-10 | Sep 8-14 | Sep 10-16 | Sep 11-17 | Sep 13-18 | Sep 14-20 | Sep 15-21 | Sep 16-22 | Sep 17-23 | Sep 18-24 | Sep 23-25 | |
| | | % | % | % | % | % | % | % | % | % | % | % | |
| | | 304 | 252 | 249 | 245 | 239 | 239 | 234 | 231 | 233 | 235 | 235 | |
| Conservative candidate | 14 | 16 | 20 | 21 | 22 | 22 | 21 | 19 | 19 | 17 | 18 | 17 | +3 |
| Liberal candidate | 37 | 28 | 26 | 24 | 28 | 27 | 26 | 28 | 26 | 27 | 25 | 26 | -11 |
| NDP candidate | 8 | 13 | 10 | 12 | 11 | 14 | 13 | 14 | 16 | 18 | 20 | 18 | +10 |
| Bloc Quebecois candidate | 37 | 37 | 40 | 38 | 35 | 33 | 34 | 33 | 34 | 35 | 33 | 35 | -2 |
| Green Party candidate | 4 | 5 | 4 | 5 | 4 | 5 | 6 | 7 | 5 | 4 | 4 | 5 | +1 |

Battlegrounds Outside Montreal

| n= | 2006 | 2008 | | | | | | | | | | | Difference from 2006 election |
|--------------------------|------|----------|----------|-----------|-----------|-----------|-----------|-----------|-----------|-----------|-----------|-----------|-------------------------------|
| | | Sep 4-10 | Sep 8-14 | Sep 10-16 | Sep 11-17 | Sep 13-18 | Sep 14-20 | Sep 15-21 | Sep 16-22 | Sep 17-23 | Sep 18-24 | Sep 23-25 | |
| | | % | % | % | % | % | % | % | % | % | % | % | |
| | | 457 | 360 | 343 | 359 | 358 | 361 | 361 | 359 | 366 | 351 | 352 | |
| Conservative candidate | 30 | 41 | 36 | 33 | 33 | 32 | 30 | 32 | 31 | 31 | 31 | 30 | 0 |
| Liberal candidate | 21 | 17 | 17 | 19 | 20 | 19 | 19 | 20 | 21 | 20 | 19 | 20 | -1 |
| NDP candidate | 9 | 11 | 15 | 13 | 14 | 14 | 14 | 13 | 13 | 15 | 13 | 14 | +5 |
| Bloc Quebecois candidate | 37 | 27 | 27 | 28 | 25 | 27 | 29 | 26 | 28 | 28 | 30 | 30 | -7 |
| Green Party candidate | 4 | 5 | 5 | 8 | 9 | 8 | 9 | 9 | 7 | 7 | 6 | 6 | +2 |

Montreal ridings: Ahuntsic, Brossard-La Prairie, Papineau, Honoré-Mercier, Jeanne-Le Ber, Laval-Les Îles

Outside Montreal: Louis-Hébert, Beauport-Limoilou, Charlesbourg—Haut-Saint-Charles, Hull-Aylmer, Saint-Hyacinthe-Bagot, Pontiac, Gatineau, Chicoutimi-Le Fjord, Brome-Missisquoi.

Q. If the federal election was being held tomorrow, do you think you'd be supporting the (ROTATE LIST) Liberal candidate in your area, Conservative candidate in your area, the NDP candidate in your area, or the Green Party candidate in your area or (QUEBEC ONLY) Bloc Quebecois candidate in your area?

Q. In that case, which federal party's candidate in your local area would you be leaning towards at this time? Would it be the (ROTATE LIST) Liberal candidate in your area, Conservative candidate in your area, the NDP candidate in your area, Green Party candidate in your area or (QUEBEC ONLY) Bloc Quebecois candidate in your area?

Base: Decided voters

How well are the parties doing in ridings they won in the previous election?

Liberal Ridings

| n= | 2006 | Sep 4-7 | Sep 5-8 | Sep 6-9 | Sep 7-10 | Sep 8-11 | Sep 10-13 | Sep 11-14 | Sep 13-15 | Sep 14-16 | Sep 15-17 | Sep 16-18 | Sep 17-20 | Sep 18-21 | Sep 20-22 | Sep 21-23 | Sep 22-24 | Sep 23-25 | Difference from 2006 election |
|--------------------------|------|---------|---------|---------|----------|----------|-----------|-----------|-----------|-----------|-----------|-----------|-----------|-----------|-----------|-----------|-----------|-----------|-------------------------------|
| | | 450 | 430 | 410 | 390 | 390 | 390 | 390 | 390 | 390 | 390 | 384 | 387 | 392 | 402 | 404 | 401 | 392 | |
| | % | % | % | % | % | % | % | % | % | % | % | % | % | % | % | % | % | % | % |
| Conservative candidate | 31 | 36 | 34 | 34 | 34 | 36 | 37 | 34 | 32 | 32 | 33 | 33 | 32 | 31 | 34 | 40 | 41 | 38 | +7 |
| Liberal candidate | 39 | 29 | 31 | 32 | 34 | 32 | 29 | 29 | 33 | 35 | 38 | 37 | 35 | 34 | 33 | 30 | 30 | 33 | -6 |
| NDP candidate | 19 | 18 | 19 | 19 | 18 | 17 | 17 | 19 | 17 | 17 | 16 | 19 | 19 | 20 | 20 | 17 | 17 | 16 | -3 |
| Bloc Quebecois candidate | 6 | 3 | 3 | 3 | 4 | 4 | 5 | 5 | 4 | 4 | 3 | 3 | 3 | 3 | 4 | 4 | 4 | 4 | -2 |
| Green Party candidate | 5 | 14 | 13 | 12 | 11 | 12 | 13 | 13 | 14 | 11 | 10 | 9 | 11 | 12 | 10 | 9 | 9 | 10 | +5 |

Conservative Ridings

| n= | 2006 | Sep 4-7 | Sep 5-8 | Sep 6-9 | Sep 7-10 | Sep 8-11 | Sep 10-13 | Sep 11-14 | Sep 13-15 | Sep 14-16 | Sep 15-17 | Sep 16-18 | Sep 17-20 | Sep 18-21 | Sep 20-22 | Sep 21-23 | Sep 22-24 | Sep 23-25 | Difference from 2006 election |
|--------------------------|------|---------|---------|---------|----------|----------|-----------|-----------|-----------|-----------|-----------|-----------|-----------|-----------|-----------|-----------|-----------|-----------|-------------------------------|
| | | 480 | 460 | 440 | 420 | 420 | 420 | 420 | 420 | 420 | 420 | 320 | 321 | 319 | 324 | 314 | 314 | 300 | |
| | % | % | % | % | % | % | % | % | % | % | % | % | % | % | % | % | % | % | % |
| Conservative candidate | 40 | 47 | 48 | 51 | 50 | 48 | 48 | 45 | 42 | 40 | 42 | 49 | 49 | 48 | 44 | 41 | 46 | 50 | +10 |
| Liberal candidate | 32 | 26 | 26 | 25 | 25 | 25 | 24 | 25 | 29 | 28 | 26 | 18 | 16 | 19 | 22 | 26 | 25 | 26 | -6 |
| NDP candidate | 15 | 10 | 11 | 12 | 15 | 15 | 15 | 12 | 11 | 12 | 16 | 16 | 16 | 13 | 15 | 16 | 13 | 11 | -4 |
| Bloc Quebecois candidate | 8 | 5 | 5 | 5 | 4 | 5 | 5 | 7 | 6 | 7 | 4 | 6 | 7 | 7 | 7 | 6 | 7 | 5 | -3 |
| Green Party candidate | 5 | 12 | 9 | 7 | 7 | 7 | 9 | 11 | 12 | 13 | 12 | 12 | 11 | 12 | 12 | 11 | 9 | 8 | +3 |

Bloc Ridings

| n= | 2006 | Sep 4-7 | Sep 5-8 | Sep 6-9 | Sep 7-10 | Sep 8-11 | Sep 10-13 | Sep 11-14 | Sep 13-15 | Sep 14-16 | Sep 15-17 | Sep 16-18 | Sep 17-20 | Sep 18-21 | Sep 20-22 | Sep 21-23 | Sep 22-24 | Sep 23-25 | Difference from 2006 election |
|--------------------------|------|---------|---------|---------|----------|----------|-----------|-----------|-----------|-----------|-----------|-----------|-----------|-----------|-----------|-----------|-----------|-----------|-------------------------------|
| | | 450 | 435 | 420 | 405 | 405 | 405 | 405 | 405 | 405 | 405 | 148 | 155 | 157 | 160 | 155 | 148 | 148 | |
| | % | % | % | % | % | % | % | % | % | % | % | % | % | % | % | % | % | % | % |
| Conservative candidate | 19 | 29 | 26 | 24 | 23 | 25 | 26 | 29 | 24 | 24 | 23 | 25 | 20 | 20 | 21 | 23 | 23 | 19 | 0 |
| Liberal candidate | 30 | 20 | 20 | 20 | 16 | 19 | 19 | 19 | 23 | 24 | 29 | 23 | 22 | 23 | 26 | 25 | 22 | 19 | -11 |
| NDP candidate | 8 | 12 | 12 | 13 | 14 | 13 | 14 | 14 | 16 | 12 | 10 | 13 | 15 | 18 | 17 | 18 | 19 | 15 | +7 |
| Bloc Quebecois candidate | 40 | 35 | 37 | 39 | 41 | 39 | 37 | 35 | 33 | 36 | 31 | 35 | 36 | 35 | 33 | 33 | 33 | 42 | +2 |
| Green Party candidate | 3 | 5 | 5 | 4 | 6 | 5 | 5 | 3 | 4 | 4 | 6 | 5 | 7 | 5 | 4 | 1 | 3 | 4 | +1 |

Q. If the federal election was being held tomorrow, do you think you'd be supporting the (ROTATE LIST) Liberal candidate in your area, Conservative candidate in your area, the NDP candidate in your area, or the Green Party candidate in your area or (QUEBEC ONLY) Bloc Quebecois candidate in your area?

Q. In that case, which federal party's candidate in your local area would you be leaning towards at this time? Would it be the (ROTATE LIST) Liberal candidate in your area, Conservative candidate in your area, the NDP candidate in your area, Green Party candidate in your area or (QUEBEC ONLY) Bloc Quebecois candidate in your area?

Base: Decided voters

How likely are voters in battleground ridings to switch their vote?

| Conservative Voters | Sep 4-8 | Sep 5-9 | Sep 6-10 | Sep 7-11 | Sep 8-13 | Sep 9-14 | Sep 10-15 | Sep 11-16 | Sep 13-17 | Sep 14-18 | Sep 15-20 | Sep 16-21 | Sep 17-22 | Sep 18-23 | Sep 20-24 | Sep 21-25 |
|----------------------------|-----------|-----------|-----------|-----------|-----------|-----------|-----------|-----------|-----------|-----------|-----------|-----------|-----------|-----------|-----------|-----------|
| n= | 520 | 509 | 477 | 447 | 435 | 432 | 409 | 406 | 402 | 410 | 399 | 401 | 410 | 413 | 410 | 415 |
| | % | % | % | % | % | % | % | % | % | % | % | % | % | % | % | % |
| NET Likely | 30 | 27 | 27 | 27 | 27 | 27 | 29 | 29 | 30 | 30 | 28 | 24 | 22 | 21 | 20 | 21 |
| NET Not Likely | 67 | 69 | 70 | 69 | 69 | 68 | 67 | 67 | 67 | 68 | 70 | 74 | 76 | 78 | 77 | 76 |
| DN/NA/Ref | 2 | 3 | 3 | 4 | 4 | 4 | 4 | 4 | 2 | 2 | 2 | 1 | 2 | 2 | 3 | 3 |

| Liberal Voters | Sep 4-8 | Sep 5-9 | Sep 6-10 | Sep 7-11 | Sep 8-13 | Sep 9-14 | Sep 10-15 | Sep 11-16 | Sep 13-17 | Sep 14-18 | Sep 15-20 | Sep 16-21 | Sep 17-22 | Sep 18-23 | Sep 20-24 | Sep 21-25 |
|-----------------------|-----------|-----------|-----------|-----------|-----------|-----------|-----------|-----------|-----------|-----------|-----------|-----------|-----------|-----------|-----------|-----------|
| n= | 389 | 364 | 343 | 345 | 348 | 343 | 348 | 347 | 357 | 342 | 347 | 348 | 345 | 320 | 332 | 330 |
| | % | % | % | % | % | % | % | % | % | % | % | % | % | % | % | % |
| NET Likely | 45 | 42 | 39 | 40 | 38 | 36 | 37 | 39 | 39 | 38 | 39 | 39 | 38 | 39 | 38 | 37 |
| NET Not Likely | 51 | 54 | 56 | 53 | 55 | 57 | 56 | 56 | 57 | 58 | 59 | 58 | 60 | 58 | 57 | 58 |
| DN/NA/Ref | 4 | 4 | 5 | 7 | 7 | 8 | 7 | 6 | 4 | 4 | 3 | 3 | 2 | 3 | 5 | 5 |

| NDP Voters | Sep 4-8 | Sep 5-9 | Sep 6-10 | Sep 7-11 | Sep 8-13 | Sep 9-14 | Sep 10-15 | Sep 11-16 | Sep 13-17 | Sep 14-18 | Sep 15-20 | Sep 16-21 | Sep 17-22 | Sep 18-23 | Sep 20-24 | Sep 21-25 |
|-------------------|-----------|-----------|-----------|-----------|-----------|-----------|-----------|-----------|-----------|-----------|-----------|-----------|-----------|-----------|-----------|-----------|
| n= | 249 | 261 | 255 | 249 | 251 | 244 | 227 | 222 | 226 | 229 | 233 | 243 | 254 | 250 | 230 | 222 |
| | % | % | % | % | % | % | % | % | % | % | % | % | % | % | % | % |
| NET Likely | 38 | 39 | 37 | 35 | 34 | 36 | 38 | 43 | 45 | 48 | 47 | 44 | 42 | 40 | 38 | 39 |
| NET Not Likely | 59 | 59 | 60 | 62 | 62 | 60 | 57 | 52 | 50 | 49 | 51 | 53 | 55 | 57 | 59 | 58 |
| DN/NA/Ref | 3 | 3 | 3 | 3 | 5 | 4 | 5 | 5 | 5 | 4 | 2 | 3 | 4 | 3 | 3 | 4 |

| Bloc Voters | Sep 4-8 | Sep 5-9 | Sep 6-10 | Sep 7-11 | Sep 8-13 | Sep 9-14 | Sep 10-15 | Sep 11-16 | Sep 13-17 | Sep 14-18 | Sep 15-20 | Sep 16-21 | Sep 17-22 | Sep 18-23 | Sep 20-24 | Sep 21-25 |
|--------------------|-----------|-----------|-----------|-----------|-----------|-----------|-----------|-----------|-----------|-----------|-----------|-----------|-----------|-----------|-----------|-----------|
| n= | 132 | 124 | 123 | 120 | 113 | 123 | 122 | 125 | 113 | 111 | 104 | 105 | 99 | 110 | 108 | 107 |
| | % | % | % | % | % | % | % | % | % | % | % | % | % | % | % | % |
| NET Likely | 21 | 20 | 24 | 28 | 30 | 29 | 27 | 25 | 24 | 21 | 21 | 19 | 25 | 23 | 24 | 25 |
| NET Not Likely | 78 | 78 | 75 | 72 | 69 | 69 | 71 | 74 | 74 | 77 | 78 | 80 | 75 | 76 | 75 | 75 |
| DN/NA/Ref | 2 | 1 | 1 | 1 | 1 | 2 | 2 | 2 | 2 | 2 | 1 | 1 | 1 | 1 | 1 | - |

| Green Voters | Sep 4-8 | Sep 5-9 | Sep 6-10 | Sep 7-11 | Sep 8-13 | Sep 9-14 | Sep 10-15 | Sep 11-16 | Sep 13-17 | Sep 14-18 | Sep 15-20 | Sep 16-21 | Sep 17-22 | Sep 18-23 | Sep 20-24 | Sep 21-25 |
|---------------------|-----------|-----------|-----------|-----------|-----------|-----------|-----------|-----------|-----------|-----------|-----------|-----------|-----------|-----------|-----------|-----------|
| n= | 129 | 120 | 117 | 112 | 123 | 126 | 130 | 131 | 129 | 117 | 120 | 118 | 112 | 106 | 113 | 106 |
| | % | % | % | % | % | % | % | % | % | % | % | % | % | % | % | % |
| NET Likely | 43 | 43 | 46 | 54 | 57 | 52 | 52 | 52 | 47 | 47 | 44 | 40 | 39 | 42 | 41 | 46 |
| NET Not Likely | 56 | 56 | 51 | 43 | 38 | 42 | 41 | 42 | 49 | 48 | 51 | 56 | 55 | 52 | 54 | 48 |
| DN/NA/Ref | 1 | 1 | 2 | 4 | 5 | 6 | 7 | 6 | 4 | 6 | 5 | 4 | 7 | 6 | 4 | 6 |

Q. How likely is it that you might switch your vote to your second choice between now and election day?

Base: Those who have a second choice

Is it time for change?

BC Battleground Ridings

| | Sep 4-6 | Sep 5-7 | Sep 6-8 | Sep 7-9 | Sep 8-10 | Sep 9-11 | Sep 10-13 | Sep 11-14 | Sep 13-15 | Sep 14-16 | Sep 15-17 | Sep 16-18 | Sep 17-20 | Sep 18-21 | Sep 20-22 | Sep 21-23 | Sep 22-24 | Sep 23-25 |
|--|---------|---------|---------|---------|----------|----------|-----------|-----------|-----------|-----------|-----------|-----------|-----------|-----------|-----------|-----------|-----------|-----------|
| n= | 450 | 430 | 410 | 390 | 390 | 390 | 390 | 390 | 390 | 390 | 390 | 390 | 390 | 390 | 390 | 390 | 390 | 390 |
| % | % | % | % | % | % | % | % | % | % | % | % | % | % | % | % | % | % | % |
| It's time for a change and a new government should be voted in | 40 | 41 | 42 | 46 | 49 | 48 | 51 | 50 | 49 | 42 | 42 | 44 | 50 | 51 | 48 | 43 | 41 | 43 |
| Now would be the wrong time to make a change | 51 | 49 | 48 | 45 | 44 | 45 | 42 | 42 | 42 | 49 | 48 | 46 | 39 | 39 | 42 | 46 | 47 | 46 |
| DK/NA/Ref | 9 | 10 | 10 | 9 | 7 | 7 | 7 | 8 | 9 | 10 | 10 | 10 | 10 | 10 | 10 | 11 | 12 | 11 |

Ontario Battleground Ridings

| | Sep 4-6 | Sep 5-7 | Sep 6-8 | Sep 7-9 | Sep 8-10 | Sep 9-11 | Sep 10-13 | Sep 11-14 | Sep 13-15 | Sep 14-16 | Sep 15-17 | Sep 16-18 | Sep 17-20 | Sep 18-21 | Sep 20-22 | Sep 21-23 | Sep 22-24 | Sep 23-25 |
|--|---------|---------|---------|---------|----------|----------|-----------|-----------|-----------|-----------|-----------|-----------|-----------|-----------|-----------|-----------|-----------|-----------|
| n= | 480 | 460 | 440 | 420 | 420 | 420 | 420 | 420 | 420 | 420 | 429 | 420 | 420 | 420 | 420 | 420 | 420 | 420 |
| % | % | % | % | % | % | % | % | % | % | % | % | % | % | % | % | % | % | % |
| It's time for a change and a new government should be voted in | 43 | 44 | 47 | 48 | 47 | 43 | 46 | 45 | 46 | 43 | 45 | 44 | 48 | 47 | 47 | 43 | 43 | 42 |
| Now would be the wrong time to make a change | 48 | 49 | 46 | 46 | 46 | 48 | 46 | 43 | 41 | 40 | 40 | 41 | 40 | 42 | 42 | 44 | 44 | 46 |
| DK/NA/Ref | 9 | 7 | 7 | 6 | 7 | 9 | 8 | 13 | 13 | 18 | 16 | 15 | 12 | 11 | 11 | 13 | 13 | 12 |

Quebec Battleground Ridings

| | Sep 4-6 | Sep 5-7 | Sep 6-8 | Sep 7-9 | Sep 8-10 | Sep 9-11 | Sep 10-13 | Sep 11-14 | Sep 13-15 | Sep 14-16 | Sep 15-17 | Sep 16-18 | Sep 17-20 | Sep 18-21 | Sep 20-22 | Sep 21-23 | Sep 22-24 | Sep 23-25 |
|--|---------|---------|---------|---------|----------|----------|-----------|-----------|-----------|-----------|-----------|-----------|-----------|-----------|-----------|-----------|-----------|-----------|
| n= | 450 | 435 | 420 | 405 | 405 | 405 | 405 | 405 | 405 | 405 | 405 | 405 | 405 | 405 | 405 | 405 | 405 | 405 |
| % | % | % | % | % | % | % | % | % | % | % | % | % | % | % | % | % | % | % |
| It's time for a change and a new government should be voted in | 45 | 49 | 48 | 46 | 45 | 44 | 48 | 49 | 51 | 52 | 51 | 51 | 54 | 54 | 55 | 51 | 51 | 52 |
| Now would be the wrong time to make a change | 49 | 44 | 44 | 45 | 46 | 47 | 41 | 40 | 39 | 40 | 42 | 38 | 35 | 34 | 35 | 38 | 38 | 37 |
| DK/NA/Ref | 6 | 6 | 9 | 9 | 8 | 8 | 11 | 11 | 10 | 8 | 7 | 11 | 12 | 12 | 11 | 11 | 12 | 12 |

Q. Some people have been saying it's time for a change and that a new government should be voted in. Other people have said that now would be the wrong time to make a change and we should return the Conservatives to power. Which one of these two views best represents your own?

Base: All respondents