



The Strategic Counsel

Gregg, Kelly, Sullivan & Woolstencroft:
The Strategic Counsel

www.thestrategiccounsel.com

21 St. Clair Avenue East
Suite 1100
Toronto, Ontario
M4T 1L9
Tel 416 975-4465
Fax 416 975-1883

60 George Street
Suite 205
Ottawa, Ontario
K1N 1J4
Tel 613 236-0296
Fax 613 236-1290



A Report To The Globe and Mail and CTV

2008 Federal Election: Battleground
Tracking

September 22-24, 2008

Methodology

- ◆ The Strategic Counsel is pleased to present findings from three surveys of the Battleground Regions of Ontario (n=420), Quebec (n=405) and British Columbia (n=390)
- ◆ Forty-five of the most hotly contested ridings from Quebec, Ontario and British Columbia comprise the *Battleground 2008*.
- ◆ Quebec, Ontario and British Columbia were chosen because they possess the highest concentration of ridings where multiple Parties are likely to have the toughest competition.
- ◆ In the Federal Election of 2006 and subsequent By-Elections, these forty-five ridings were home to the tightest races in the most populous Provinces in the Country.
- ◆ The forty-five ridings consist of the 20 tightest races in Ontario, the 15 closest races in Quebec and the 10 tightest races in British Columbia from the 2006 Federal Election and subsequent By-Elections.
- ◆ Results are based on random samples of adults 18 years of age or older in each of the 45 ridings constituting the *Battleground 2008*. Results were weighted by age to be proportionate to the provincial population sampled.
- ◆ Data collection for this report was conducted between September 4th to 24th, 2008.

Note: Proportions may not sum to 100% due to rounding

The Battlegrounds

British Columbia

- ◆ Vancouver Quadra, Vancouver Island North, West Vancouver-Sunshine Coast-Sea to Sky Country, Fleetwood-Port Kells, Newton-North Delta, Burnaby-Douglas, Esquimalt-Juan de Fuca, Richmond, Pitt Meadows-Maple Ridge-Mission, North Vancouver.

Ontario

- ◆ Parry Sound-Muskoka, Glengarry-Prescott-Russell, St. Catharines, Hamilton East-Stoney Creek, Brant, Thunder Bay-Superior North, Oakville, Thunder Bay-Rainy River, Huron-Bruce, London-Fanshaw, Ottawa-Orléans, Simcoe North, London West, Barrie, Kitchener-Conestoga, Halton, Peterborough, Algoma-Manitoulin-Kapuskasing, Burlington, Mississauga South.

Quebec

- ◆ Louis-Hébert, Ahuntsic, Beauport-Limoilou, Brossard-La Prairie, Papineau, Charlesbourg—Haut-Saint-Charles, Hull-Aylmer, Honoré-Mercier, Saint-Hyacinthe-Bagot, Pontiac, Jeanne-Le Ber, Laval-Les Îles, Gatineau, Chicoutimi-Le Fjord, Brome-Missisquoi.

Sample Distribution and Margin of Error

		Sample Size	Margin of Error (±)
British Columbia battleground ridings	<i>(Sep 22-24)</i>	390	5.0%
	<i>(Sep 23-24)</i>	260	6.1%
Ontario battleground ridings	<i>(Sep 22-24)</i>	420	4.8%
	<i>(Sep 23-24)</i>	280	5.9%
Quebec battleground ridings	<i>(Sep 22-24)</i>	405	4.9%
	<i>(Sep 23-24)</i>	270	6.0%
Quebec battleground ridings	<i>(Sep 18-24)</i>	586	4.1%
Montreal battleground ridings	<i>(Sep 18-24)</i>	235	6.4%
Battleground ridings outside Montreal	<i>(Sep 18-24)</i>	351	5.2%
Liberal held ridings	<i>(Sep 22-24)</i>	401	4.9%
Conservative held ridings	<i>(Sep 22-24)</i>	314	5.5%
Bloc Quebecois held ridings	<i>(Sep 22-24)</i>	148	8.1%

Detailed Findings

Is Canada on the right track?

BC Battleground Ridings

	Sep 4-6	Sep 5-7	Sep 6-8	Sep 7-9	Sep 8-10	Sep 9-11	Sep 10-13	Sep 11-14	Sep 13-15	Sep 14-16	Sep 15-17	Sep 16-18	Sep 17-20	Sep 18-21	Sep 20-22	Sep 21-23	Sep 22-24
n=	450	430	410	390	390	390	390	390	390	390	390	390	390	390	390	390	390
	%	%	%	%	%	%	%	%	%	%	%	%	%	%	%	%	%
On the right track	57	54	55	54	57	54	52	52	52	52	51	52	53	51	50	53	54
On the wrong track	28	31	31	33	33	33	32	30	28	28	28	28	29	29	30	26	26
DK/NA/Ref	15	15	14	13	11	14	16	19	20	20	21	20	18	19	20	21	20

Ontario Battleground Ridings

	Sep 4-6	Sep 5-7	Sep 6-8	Sep 7-9	Sep 8-10	Sep 9-11	Sep 10-13	Sep 11-14	Sep 13-15	Sep 14-16	Sep 15-17	Sep 16-18	Sep 17-20	Sep 18-21	Sep 20-22	Sep 21-23	Sep 22-24
n=	480	460	440	420	420	420	420	420	420	420	420	420	420	420	420	420	420
	%	%	%	%	%	%	%	%	%	%	%	%	%	%	%	%	%
On the right track	53	56	57	54	52	52	53	50	50	46	47	45	45	48	51	51	51
On the wrong track	31	28	28	31	34	34	33	31	32	33	34	36	38	37	32	31	27
DK/NA/Ref	17	15	15	15	15	15	14	19	18	21	18	19	17	15	17	19	22

Quebec Battleground Ridings

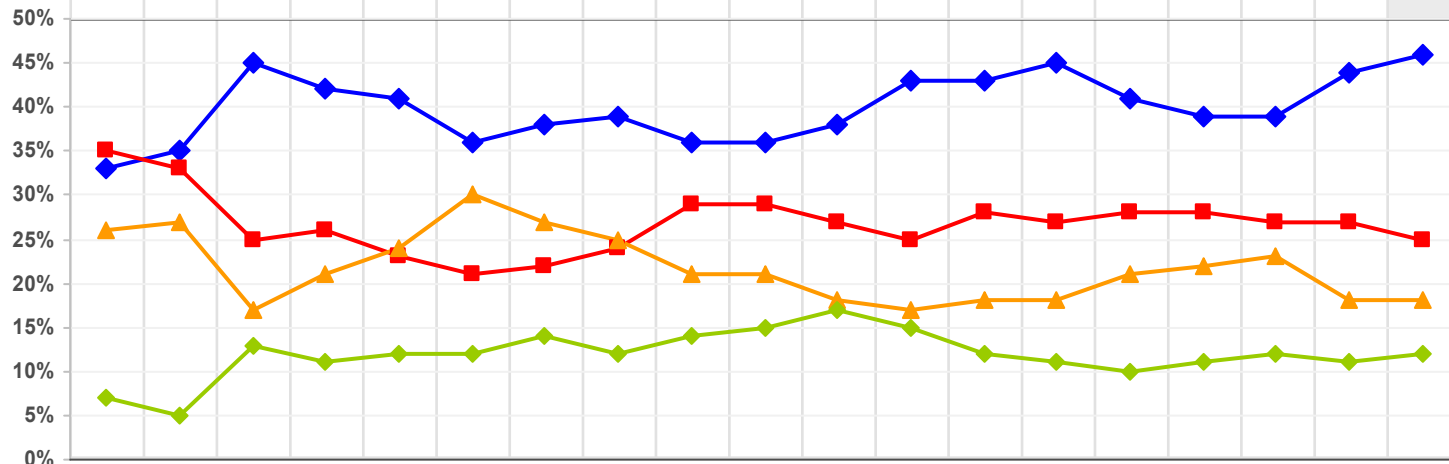
	Sep 4-6	Sep 5-7	Sep 6-8	Sep 7-9	Sep 8-10	Sep 9-11	Sep 10-13	Sep 11-14	Sep 13-15	Sep 14-16	Sep 15-17	Sep 16-18	Sep 17-20	Sep 18-21	Sep 20-22	Sep 21-23	Sep 22-24
n=	450	435	420	405	405	405	405	405	405	405	405	405	405	405	405	405	495
	%	%	%	%	%	%	%	%	%	%	%	%	%	%	%	%	%
On the right track	60	59	57	55	53	52	51	51	47	44	47	49	54	52	53	51	47
On the wrong track	32	32	32	32	34	35	35	35	38	42	40	39	32	33	33	34	37
DK/NA/Ref	8	9	11	13	13	13	14	14	15	14	13	12	14	15	14	15	16

Q. Right now, do you think that overall the country is on the right track or the wrong track?

Base: All respondents

How would they vote today? BC Battleground Ridings

	2004	2006	2008																	Difference from 2006 election
			Sep 4-6	Sep 5-7	Sep 6-8	Sep 7-9	Sep 8-10	Sep 9-11	Sep 10-13	Sep 11-14	Sep 13-15	Sep 14-16	Sep 15-17	Sep 16-18	Sep 17-20	Sep 18-21	Sep 20-22	Sep 21-23	Sep 22-24	
			450	430	410	390	390	390	390	390	390	390	390	390	390	390	390	390	390	
%	%	%	%	%	%	%	%	%	%	%	%	%	%	%	%	%	%	%	%	
Conservative candidate	33	35	45	42	41	36	38	39	36	36	38	43	43	45	41	39	39	44	46	+11
Liberal candidate	35	33	25	26	23	21	22	24	29	29	27	25	28	27	28	28	27	27	25	-8
NDP candidate	26	27	17	21	24	30	27	25	21	21	18	17	18	21	22	23	18	18	-9	
Bloc Quebecois candidate	-	-	-	-	-	-	-	-	-	-	-	-	-	-	-	-	-	-	-	-
Green Party candidate	7	5	13	11	12	12	14	12	14	15	17	15	12	11	10	11	12	11	12	+7



Difference from 2006 election	+11
	-8
	-9
	-
	+7



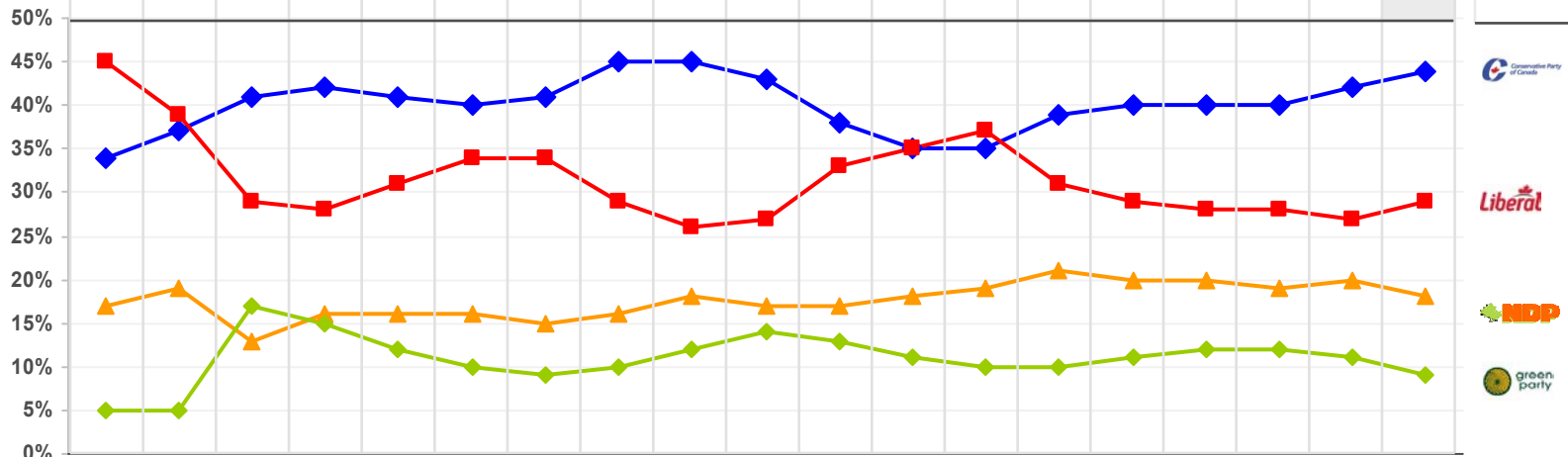
Q. If the federal election was being held tomorrow, do you think you'd be supporting the (ROTATE LIST) Liberal candidate in your area, Conservative candidate in your area, the NDP candidate in your area, or the Green Party candidate in your area or (QUEBEC ONLY) Bloc Quebecois candidate in your area?

Q. In that case, which party's candidate in your local area would you be leaning towards at this time? Would it be the (ROTATE LIST) Liberal candidate in your area, Conservative candidate in your area, the NDP candidate in your area, Green Party candidate in your area or (QUEBEC ONLY) Bloc Quebecois candidate in your area?

Base: Total sample

How would they vote today? Ontario Battleground Ridings

	2004	2006	2008																	Difference from 2006 election	
			Sep 4-6	Sep 5-7	Sep 6-8	Sep 7-9	Sep 8-10	Sep 9-11	Sep 10-13	Sep 11-14	Sep 13-15	Sep 14-16	Sep 15-17	Sep 16-18	Sep 17-20	Sep 18-21	Sep 20-22	Sep 21-23	Sep 22-24		
			480	430	410	420	420	420	420	420	420	420	420	420	420	420	420	420	420		420
%	%	%	%	%	%	%	%	%	%	%	%	%	%	%	%	%	%	%	%		
Conservative candidate	34	37	41	42	41	40	41	45	45	43	38	35	35	39	40	40	40	42	44	+7	
Liberal candidate	45	39	29	28	31	34	34	29	26	27	33	35	37	31	29	28	28	27	29	-10	
NDP candidate	17	19	13	16	16	16	15	16	18	17	17	18	19	21	20	20	19	20	18	-1	
Bloc Quebecois candidate	-	-	-	-	-	-	-	-	-	-	-	-	-	-	-	-	-	-	-	-	-
Green Party candidate	5	5	17	15	12	10	9	10	12	14	13	11	10	10	11	12	12	11	9	+4	



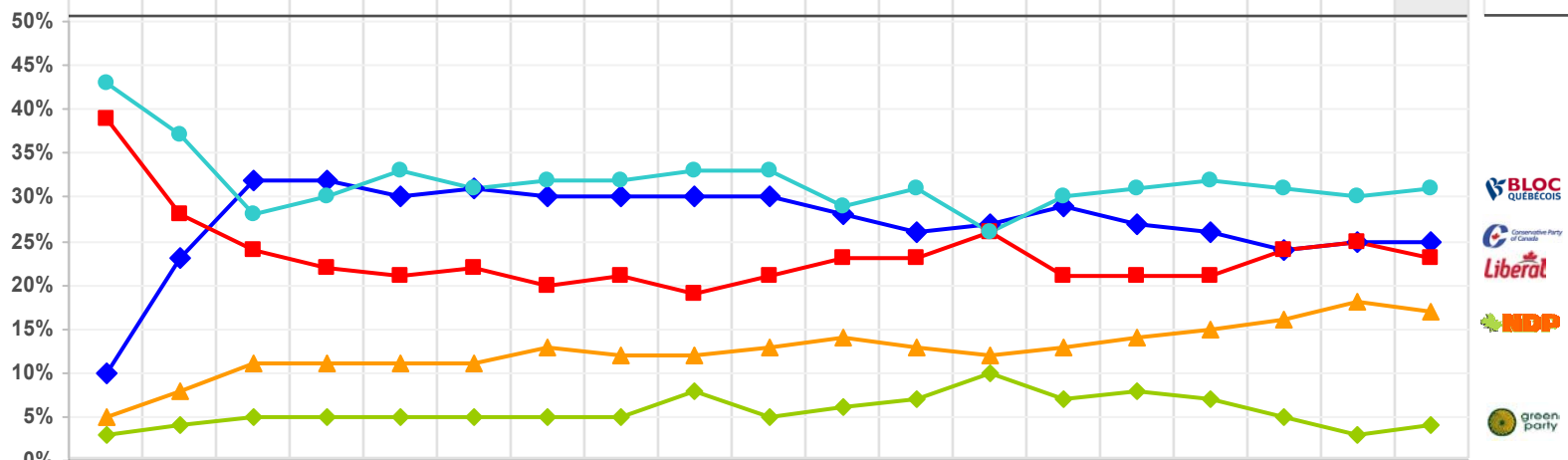
Q. If the federal election was being held tomorrow, do you think you'd be supporting the (ROTATE LIST) Liberal candidate in your area, Conservative candidate in your area, the NDP candidate in your area, or the Green Party candidate in your area or (QUEBEC ONLY) Bloc Quebecois candidate in your area?

Q. In that case, which party's candidate in your local area would you be leaning towards at this time? Would it be the (ROTATE LIST) Liberal candidate in your area, Conservative candidate in your area, the NDP candidate in your area, Green Party candidate in your area or (QUEBEC ONLY) Bloc Quebecois candidate in your area?

Base: Total sample

How would they vote today? Quebec Battleground Ridings

	2004	2006	2008																	Difference from 2006 election
			Sep 4-6	Sep 5-7	Sep 6-8	Sep 7-9	Sep 8-10	Sep 9-11	Sep 10-13	Sep 11-14	Sep 13-15	Sep 14-16	Sep 15-17	Sep 16-18	Sep 17-20	Sep 18-21	Sep 20-22	Sep 21-23	Sep 22-24	
			450	430	410	405	405	405	405	405	405	405	405	405	405	405	405	405	405	
%	%	%	%	%	%	%	%	%	%	%	%	%	%	%	%	%	%	%	%	
Conservative candidate	10	23	32	32	30	31	30	30	30	30	28	26	27	29	27	26	24	25	25	+2
Liberal candidate	39	28	24	22	21	22	20	21	19	21	23	23	26	21	21	21	24	25	23	-5
NDP candidate	5	8	11	11	11	11	13	12	12	13	14	13	12	13	14	15	16	18	17	+9
Bloc Quebecois candidate	43	37	28	30	33	31	32	32	33	33	29	31	26	30	31	32	31	30	31	-6
Green Party candidate	3	4	5	5	5	5	5	5	8	5	6	7	10	7	8	7	5	3	4	0



Q. If the federal election was being held tomorrow, do you think you'd be supporting the (ROTATE LIST) Liberal candidate in your area, Conservative candidate in your area, the NDP candidate in your area, or the Green Party candidate in your area or (QUEBEC ONLY) Bloc Quebecois candidate in your area?

Q. In that case, which party's candidate in your local area would you be leaning towards at this time? Would it be the (ROTATE LIST) Liberal candidate in your area, Conservative candidate in your area, the NDP candidate in your area, Green Party candidate in your area or (QUEBEC ONLY) Bloc Quebecois candidate in your area?

Base: Total sample

How would they vote today? Quebec Battleground Ridings by region

Total Quebec Battleground Ridings

	2006	2008										Difference from 2006 election
		Sep 4-10	Sep 8-14	Sep 10-16	Sep 11-17	Sep 13-18	Sep 14-20	Sep 15-21	Sep 16-22	Sep 17-23	Sep 18-24	
n=		761	612	592	604	547	600	595	590	599	586	
	%	%	%	%	%	%	%	%	%	%	%	
Conservative candidate	24	31	30	28	28	28	26	27	26	26	26	+2
Liberal candidate	27	22	20	21	23	22	22	23	23	23	22	-5
NDP candidate	8	12	13	13	12	14	13	13	15	16	16	+8
Bloc Quebecois candidate	37	31	32	32	29	29	31	29	31	31	31	-6
Green Party candidate	4	5	5	7	7	7	7	8	6	5	5	+1

Montreal Battlegrounds

	2006	2008										Difference from 2006 election
		Sep 4-10	Sep 8-14	Sep 10-16	Sep 11-17	Sep 13-18	Sep 14-20	Sep 15-21	Sep 16-22	Sep 17-23	Sep 18-24	
n=		304	252	249	245	239	239	234	231	233	235	
	%	%	%	%	%	%	%	%	%	%	%	
Conservative candidate	14	16	20	21	22	22	21	19	19	17	18	+4
Liberal candidate	37	28	26	24	28	27	26	28	26	27	25	-12
NDP candidate	8	13	10	12	11	14	13	14	16	18	20	+12
Bloc Quebecois candidate	37	37	40	38	35	33	34	33	34	35	33	-4
Green Party candidate	4	5	4	5	4	5	6	7	5	4	4	0

Battlegrounds Outside Montreal

	2006	2008										Difference from 2006 election
		Sep 4-10	Sep 8-14	Sep 10-16	Sep 11-17	Sep 13-18	Sep 14-20	Sep 15-21	Sep 16-22	Sep 17-23	Sep 18-24	
n=		457	360	343	359	358	361	361	359	366	351	
	%	%	%	%	%	%	%	%	%	%	%	
Conservative candidate	30	41	36	33	33	32	30	32	31	31	31	+1
Liberal candidate	21	17	17	19	20	19	19	20	21	20	19	-2
NDP candidate	9	11	15	13	14	14	14	13	13	15	13	+4
Bloc Quebecois candidate	37	27	27	28	25	27	29	26	28	28	30	-7
Green Party candidate	4	5	5	8	9	8	9	9	7	7	6	+2

Montreal ridings: Ahuntsic, Brossard-La Prairie, Papineau, Honoré-Mercier, Jeanne-Le Ber, Laval-Les Îles

Outside Montreal: Louis-Hébert, Beauport-Limoilou, Charlesbourg—Haut-Saint-Charles, Hull-Aylmer, Saint-Hyacinthe-Bagot, Pontiac, Gatineau, Chicoutimi-Le Fjord, Brome-Missisquoi.

Q. If the federal election was being held tomorrow, do you think you'd be supporting the (ROTATE LIST) Liberal candidate in your area, Conservative candidate in your area, the NDP candidate in your area, or the Green Party candidate in your area or (QUEBEC ONLY) Bloc Quebecois candidate in your area?

Q. In that case, which federal party's candidate in your local area would you be leaning towards at this time? Would it be the (ROTATE LIST) Liberal candidate in your area, Conservative candidate in your area, the NDP candidate in your area, Green Party candidate in your area or (QUEBEC ONLY) Bloc Quebecois candidate in your area?

Base: Decided voters

How well are the parties doing in ridings they won in the previous election?

Liberal Ridings

n=	2006	Sep 4-7	Sep 5-8	Sep 6-9	Sep 7-10	Sep 8-11	Sep 10-13	Sep 11-14	Sep 13-15	Sep 14-16	Sep 15-17	Sep 16-18	Sep 17-20	Sep 18-21	Sep 20-22	Sep 21-23	Sep 22-24	Difference from 2006 election
		450	430	410	390	390	390	390	390	390	390	384	387	392	402	404	401	
		%	%	%	%	%	%	%	%	%	%	%	%	%	%	%	%	
Conservative candidate	31	36	34	34	34	36	37	34	32	32	33	33	32	31	34	40	41	+10
Liberal candidate	39	29	31	32	34	32	29	29	33	35	38	37	35	34	33	30	30	-9
NDP candidate	19	18	19	19	18	17	17	19	17	17	16	19	19	20	20	17	17	-2
Bloc Quebecois candidate	6	3	3	3	4	4	5	5	4	4	3	3	3	3	4	4	4	-2
Green Party candidate	5	14	13	12	11	12	13	13	14	11	10	9	11	12	10	9	9	+4

Conservative Ridings

n=	2006	Sep 4-7	Sep 5-8	Sep 6-9	Sep 7-10	Sep 8-11	Sep 10-13	Sep 11-14	Sep 13-15	Sep 14-16	Sep 15-17	Sep 16-18	Sep 17-20	Sep 18-21	Sep 20-22	Sep 21-23	Sep 22-24	Difference from 2006 election
		480	460	440	420	420	420	420	420	420	420	320	321	319	324	314	314	
		%	%	%	%	%	%	%	%	%	%	%	%	%	%	%	%	
Conservative candidate	40	47	48	51	50	48	48	45	42	40	42	49	49	48	44	41	46	+6
Liberal candidate	32	26	26	25	25	25	24	25	29	28	26	18	16	19	22	26	25	-7
NDP candidate	15	10	11	12	15	15	15	12	11	12	16	16	16	13	15	16	13	-2
Bloc Quebecois candidate	8	5	5	5	4	5	5	7	6	7	4	6	7	7	7	6	7	-1
Green Party candidate	5	12	9	7	7	7	9	11	12	13	12	12	11	12	12	11	9	+4

Bloc Ridings

n=	2006	Sep 4-7	Sep 5-8	Sep 6-9	Sep 7-10	Sep 8-11	Sep 10-13	Sep 11-14	Sep 13-15	Sep 14-16	Sep 15-17	Sep 16-18	Sep 17-20	Sep 18-21	Sep 20-22	Sep 21-23	Sep 22-24	Difference from 2006 election
		450	435	420	405	405	405	405	405	405	405	148	155	157	160	155	148	
		%	%	%	%	%	%	%	%	%	%	%	%	%	%	%	%	
Conservative candidate	19	29	26	24	23	25	26	29	24	24	23	25	20	20	21	23	23	+4
Liberal candidate	30	20	20	20	16	19	19	19	23	24	29	23	22	23	26	25	22	-8
NDP candidate	8	12	12	13	14	13	14	14	16	12	10	13	15	18	17	18	19	+11
Bloc Quebecois candidate	40	35	37	39	41	39	37	35	33	36	31	35	36	35	33	33	33	-7
Green Party candidate	3	5	5	4	6	5	5	3	4	4	6	5	7	5	4	1	3	0

Q. If the federal election was being held tomorrow, do you think you'd be supporting the (ROTATE LIST) Liberal candidate in your area, Conservative candidate in your area, the NDP candidate in your area, or the Green Party candidate in your area or (QUEBEC ONLY) Bloc Quebecois candidate in your area?

Q. In that case, which federal party's candidate in your local area would you be leaning towards at this time? Would it be the (ROTATE LIST) Liberal candidate in your area, Conservative candidate in your area, the NDP candidate in your area, Green Party candidate in your area or (QUEBEC ONLY) Bloc Quebecois candidate in your area?

Base: Decided voters

How likely are voters in battleground ridings to switch their vote?

Conservative Voters	Sep. 4-8	Sep. 5-9	Sep. 6-10	Sep. 7-11	Sep. 8-13	Sep. 9-14	Sep. 10-15	Sep. 11-16	Sep. 13-17	Sep. 14-18	Sep. 15-20	Sep. 16-21	Sep. 17-22	Sep. 18-23	Sep. 20-24
	n=	520	509	477	447	435	432	409	406	402	410	399	401	410	413
	%	%	%	%	%	%	%	%	%	%	%	%	%	%	%
NET Likely	30	27	27	27	27	27	29	29	30	30	28	24	22	21	20
NET Not Likely	67	69	70	69	69	68	67	67	67	68	70	74	76	78	77
DN/NA/Ref	2	3	3	4	4	4	4	4	2	2	2	1	2	2	3

Liberal Voters	Sep. 4-8	Sep. 5-9	Sep. 6-10	Sep. 7-11	Sep. 8-13	Sep. 9-14	Sep. 10-15	Sep. 11-16	Sep. 13-17	Sep. 14-18	Sep. 15-20	Sep. 16-21	Sep. 17-22	Sep. 18-23	Sep. 20-24
	n=	389	364	343	345	348	343	348	347	357	342	347	348	345	320
	%	%	%	%	%	%	%	%	%	%	%	%	%	%	%
NET Likely	45	42	39	40	38	36	37	39	39	38	39	39	38	39	38
NET Not Likely	51	54	56	53	55	57	56	56	57	58	59	58	60	58	57
DN/NA/Ref	4	4	5	7	7	8	7	6	4	4	3	3	2	3	5

NDP Voters	Sep. 4-8	Sep. 5-9	Sep. 6-10	Sep. 7-11	Sep. 8-13	Sep. 9-14	Sep. 10-15	Sep. 11-16	Sep. 13-17	Sep. 14-18	Sep. 15-20	Sep. 16-21	Sep. 17-22	Sep. 18-23	Sep. 20-24
	n=	249	261	255	249	251	244	227	222	226	229	233	243	254	250
	%	%	%	%	%	%	%	%	%	%	%	%	%	%	%
NET Likely	38	39	37	35	34	36	38	43	45	48	47	44	42	40	38
NET Not Likely	59	59	60	62	62	60	57	52	50	49	51	53	55	57	59
DN/NA/Ref	3	3	3	3	5	4	5	5	5	4	2	3	4	3	3

Bloc Voters	Sep. 4-8	Sep. 5-9	Sep. 6-10	Sep. 7-11	Sep. 8-13	Sep. 9-14	Sep. 10-15	Sep. 11-16	Sep. 13-17	Sep. 14-18	Sep. 15-20	Sep. 16-21	Sep. 17-22	Sep. 18-23	Sep. 20-24
	n=	132	124	123	120	113	123	122	125	113	111	104	105	99	110
	%	%	%	%	%	%	%	%	%	%	%	%	%	%	%
NET Likely	21	20	24	28	30	29	27	25	24	21	21	19	25	23	24
NET Not Likely	78	78	75	72	69	69	71	74	74	77	78	80	75	76	75
DN/NA/Ref	2	1	1	1	1	2	2	2	2	2	1	1	1	1	1

Green Voters	Sep. 4-8	Sep. 5-9	Sep. 6-10	Sep. 7-11	Sep. 8-13	Sep. 9-14	Sep. 10-15	Sep. 11-16	Sep. 13-17	Sep. 14-18	Sep. 15-20	Sep. 16-21	Sep. 17-22	Sep. 18-23	Sep. 20-24
	n=	129	120	117	112	123	126	130	131	129	117	120	118	112	106
	%	%	%	%	%	%	%	%	%	%	%	%	%	%	%
NET Likely	43	43	46	54	57	52	52	52	47	47	44	40	39	42	41
NET Not Likely	56	56	51	43	38	42	41	42	49	48	51	56	55	52	54
DN/NA/Ref	1	1	2	4	5	6	7	6	4	6	5	4	7	6	4

Q. How likely is it that you might switch your vote to your second choice between now and election day?

Base: Those who have a second choice

Is it time for change?

BC Battleground Ridings

	Sep 4-6	Sep 5-7	Sep 6-8	Sep 7-9	Sep 8-10	Sep 9-11	Sep 10-13	Sep 11-14	Sep 13-15	Sep 14-16	Sep 15-17	Sep 16-18	Sep 17-20	Sep 18-21	Sep 20-22	Sep 21-23	Sep 22-24
n=	450	430	410	390	390	390	390	390	390	390	390	390	390	390	390	390	390
%	%	%	%	%	%	%	%	%	%	%	%	%	%	%	%	%	%
It's time for a change and a new government should be voted in	40	41	42	46	49	48	51	50	49	42	42	44	50	51	48	43	41
Now would be the wrong time to make a change	51	49	48	45	44	45	42	42	42	49	48	46	39	39	42	46	47
DK/NA/Ref	9	10	10	9	7	7	7	8	9	10	10	10	10	10	10	11	12

Ontario Battleground Ridings

	Sep 4-6	Sep 5-7	Sep 6-8	Sep 7-9	Sep 8-10	Sep 9-11	Sep 10-13	Sep 11-14	Sep 13-15	Sep 14-16	Sep 15-17	Sep 16-18	Sep 17-20	Sep 18-21	Sep 20-22	Sep 21-23	Sep 22-24
n=	480	460	440	420	420	420	420	420	420	420	429	420	420	420	420	420	420
%	%	%	%	%	%	%	%	%	%	%	%	%	%	%	%	%	%
It's time for a change and a new government should be voted in	43	44	47	48	47	43	46	45	46	43	45	44	48	47	47	43	43
Now would be the wrong time to make a change	48	49	46	46	46	48	46	43	41	40	40	41	40	42	42	44	44
DK/NA/Ref	9	7	7	6	7	9	8	13	13	18	16	15	12	11	11	13	13

Quebec Battleground Ridings

	Sep 4-6	Sep 5-7	Sep 6-8	Sep 7-9	Sep 8-10	Sep 9-11	Sep 10-13	Sep 11-14	Sep 13-15	Sep 14-16	Sep 15-17	Sep 16-18	Sep 17-20	Sep 18-21	Sep 20-22	Sep 21-23	Sep 22-24
n=	450	435	420	405	405	405	405	405	405	405	405	405	405	405	405	405	405
%	%	%	%	%	%	%	%	%	%	%	%	%	%	%	%	%	%
It's time for a change and a new government should be voted in	45	49	48	46	45	44	48	49	51	52	51	51	54	54	55	51	51
Now would be the wrong time to make a change	49	44	44	45	46	47	41	40	39	40	42	38	35	34	35	38	38
DK/NA/Ref	6	6	9	9	8	8	11	11	10	8	7	11	12	12	11	11	12

Q. Some people have been saying it's time for a change and that a new government should be voted in. Other people have said that now would be the wrong time to make a change and we should return the Conservatives to power. Which one of these two views best represents your own?

Base: All respondents

Support for tougher treatment of young offenders

BC Battleground Ridings		Sep 23-24
	n=	260
		%
NET Support		67
Strongly support		35
Somewhat support		32
Somewhat oppose		14
Strongly oppose		14
NET Oppose		27
Don't Know/Refused		6

Ontario Battleground Ridings		Sep 23-24
	n=	280
		%
NET Support		73
Strongly support		40
Somewhat support		33
Somewhat oppose		8
Strongly oppose		15
NET Oppose		23
Don't Know/Refused		4

Quebec Battleground Ridings		Sep 23-24
	n=	270
		%
NET Support		35
Strongly support		17
Somewhat support		18
Somewhat oppose		20
Strongly oppose		39
NET Oppose		59
Don't Know/Refused		6

Q. As you may know, the Conservatives have promised to change the Young Offenders Act so that teenagers as young as 14 could receive life sentences for serious crimes like murder. Would you strongly support, somewhat support, somewhat oppose or strongly oppose this change?

Base: All respondents

Support for tougher treatment of young offenders

by gender and language

All Battlegrounds

		Sep. 23-24	
		Gender	
		Male	Female
	n=	401	409
		%	%
NET Support		63	56
NET Oppose		32	39
Don't Know/Refused		5	5

All Battlegrounds

		Sep. 23-24	
		Language	
		English	French
	n=	552	258
		%	%
NET Support		70	34
NET Oppose		25	61
Don't Know/Refused		5	5

Q. As you may know, the Conservatives have promised to change the Young Offenders Act so that teenagers as young as 14 could receive life sentences for serious crimes like murder. Would you strongly support, somewhat support, somewhat oppose or strongly oppose this change?

Base: All respondents

Support for tougher treatment of young offenders

by party vote

All Battlegrounds

	Sep. 23-24				
	Conservative Voters	Liberal Voters	NDP Voters	Bloc Voters	Green Voters
n=	253	161	98	59	47
	%	%	%	%	%
NET Support	81	61	39	23	53
NET Oppose	15	37	58	76	48
Don't Know/Refused	4	2	4	2	-

Q. As you may know, the Conservatives have promised to change the Young Offenders Act so that teenagers as young as 14 could receive life sentences for serious crimes like murder. Would you strongly support, somewhat support, somewhat oppose or strongly oppose this change?

Base: Decided voters

Double standard when it comes to criminal law

BC Battleground Ridings

	Sep 23-24
n=	260
	%
Having two standards is a good thing, because Quebec is different from the rest of Canada	15
It creates a double standard, and the law should apply equally to all Canadians	80
Don't Know/Refused	5

Ontario Battleground Ridings

	Sep 23-24
n=	280
	%
Having two standards is a good thing, because Quebec is different from the rest of Canada	17
It creates a double standard, and the law should apply equally to all Canadians	76
Don't Know/Refused	7

Quebec Battleground Ridings

	Sep 23-24
n=	270
	%
Having two standards is a good thing, because Quebec is different from the rest of Canada	36
It creates a double standard, and the law should apply equally to all Canadians	52
Don't Know/Refused	12

Q. The Conservatives say that in Quebec, the minimum age for these tougher sentences would be 16, not 14, as it is in the rest of Canada. Some people say that having those two standards is a good thing, because Quebec is different from the rest of Canada. Others say that it's a bad thing, because it creates a double standard when it comes to criminal law, and the law should apply equally to all Canadians, regardless of where they live. Which view is closer to your own?

Base: All respondents

Double standard when it comes to criminal law

by gender and language

All Battlegrounds		Sep. 23-24	
		Gender	
		Male	Female
	n=	401	409
		%	%
Having two standards is a good thing, because Quebec is different from the rest of Canada		23	22
It creates a double standard, and the law should apply equally to all Canadians		69	70
Don't Know/Refused		8	9

All Battlegrounds		Sep. 23-24	
		Language	
		English	French
	n=	552	258
		%	%
Having two standards is a good thing, because Quebec is different from the rest of Canada		16	37
It creates a double standard, and the law should apply equally to all Canadians		78	50
Don't Know/Refused		6	13

Q. The Conservatives say that in Quebec, the minimum age for these tougher sentences would be 16, not 14, as it is in the rest of Canada. Some people say that having those two standards is a good thing, because Quebec is different from the rest of Canada. Others say that it's a bad thing, because it creates a double standard when it comes to criminal law, and the law should apply equally to all Canadians, regardless of where they live. Which view is closer to your own?

Base: All respondents

Double standard when it comes to criminal law

by party vote

All Battlegrounds

	Sep. 23-24				
	Conservative Voters	Liberal Voters	NDP Voters	Bloc Voters	Green Voters
n=	253	161	98	59	47
	%	%	%	%	%
Having two standards is a good thing, because Quebec is different from the rest of Canada	23	17	22	38	9
It creates a double standard, and the law should apply equally to all Canadians	69	79	74	60	87
Don't Know/Refused	8	5	4	2	4

Q. The Conservatives say that in Quebec, the minimum age for these tougher sentences would be 16, not 14, as it is in the rest of Canada. Some people say that having those two standards is a good thing, because Quebec is different from the rest of Canada. Others say that it's a bad thing, because it creates a double standard when it comes to criminal law, and the law should apply equally to all Canadians, regardless of where they live. Which view is closer to your own?

Base: Decided voters