



The Strategic Counsel

The Strategic Counsel

www.thestrategiccounsel.com

21 St. Clair Avenue East
Suite 1100
Toronto, Ontario
M4T 1L9
Tel 416 975-4465
Fax 416 975-1883

60 George Street
Suite 205
Ottawa, Ontario
K1N 1J4
Tel 613 236-0296
Fax 613 236-1290



A Report To The Globe and Mail and CTV

2008 Federal Election: Battleground
Tracking

September 21-23, 2008

Methodology

- ◆ The Strategic Counsel is pleased to present findings from three surveys of the Battleground Regions of Ontario (n=420), Quebec (n=405) and British Columbia (n=390)
- ◆ Forty-five of the most hotly contested ridings from Quebec, Ontario and British Columbia comprise the *Battleground 2008*.
- ◆ Quebec, Ontario and British Columbia were chosen because they possess the highest concentration of ridings where multiple Parties are likely to have the toughest competition.
- ◆ In the Federal Election of 2006 and subsequent By-Elections, these forty-five ridings were home to the tightest races in the most populous Provinces in the Country.
- ◆ The forty-five ridings consist of the 20 tightest races in Ontario, the 15 closest races in Quebec and the 10 tightest races in British Columbia from the 2006 Federal Election and subsequent By-Elections.
- ◆ Results are based on random samples of adults 18 years of age or older in each of the 45 ridings constituting the *Battleground 2008*. Results were weighted by age to be proportionate to the provincial population sampled.
- ◆ Data collection for this report was conducted between September 4th to 23rd, 2008.

Note: Proportions may not sum to 100% due to rounding

The Battlegrounds

British Columbia

- ◆ Vancouver Quadra, Vancouver Island North, West Vancouver-Sunshine Coast-Sea to Sky Country, Fleetwood-Port Kells, Newton-North Delta, Burnaby-Douglas, Esquimalt-Juan de Fuca, Richmond, Pitt Meadows-Maple Ridge-Mission, North Vancouver.

Ontario

- ◆ Parry Sound-Muskoka, Glengarry-Prescott-Russell, St. Catharines, Hamilton East-Stoney Creek, Brant, Thunder Bay-Superior North, Oakville, Thunder Bay-Rainy River, Huron-Bruce, London-Fanshaw, Ottawa-Orléans, Simcoe North, London West, Barrie, Kitchener-Conestoga, Halton, Peterborough, Algoma-Manitoulin-Kapuskasing, Burlington, Mississauga South.

Quebec

- ◆ Louis-Hébert, Ahuntsic, Beauport-Limoilou, Brossard-La Prairie, Papineau, Charlesbourg—Haut-Saint-Charles, Hull-Aylmer, Honoré-Mercier, Saint-Hyacinthe-Bagot, Pontiac, Jeanne-Le Ber, Laval-Les Îles, Gatineau, Chicoutimi-Le Fjord, Brome-Missisquoi.

Sample Distribution and Margin of Error

		Sample Size	Margin of Error (±)
British Columbia battleground ridings	<i>(Sep 21-23)</i>	390	5.0%
	<i>(Sep 22-23)</i>	260	6.1%
Ontario battleground ridings	<i>(Sep 21-23)</i>	420	4.8%
	<i>(Sep 22-23)</i>	280	5.9%
Quebec battleground ridings	<i>(Sep 21-23)</i>	405	4.9%
	<i>(Sep 22-23)</i>	270	6.0%
Quebec battleground ridings	<i>(Sep 17-23)</i>	599	4.0%
Montreal battleground ridings	<i>(Sep 17-23)</i>	233	6.4%
Battleground ridings outside Montreal	<i>(Sep 17-23)</i>	366	5.1%
Liberal held ridings	<i>(Sep 21-23)</i>	404	4.9%
Conservative held ridings	<i>(Sep 21-23)</i>	314	5.5%
Bloc Quebecois held ridings	<i>(Sep 21-23)</i>	155	7.9%

Detailed Findings

Is Canada on the right track?

BC Battleground Ridings

	Sep 4-6	Sep 5-7	Sep 6-8	Sep 7-9	Sep 8-10	Sep 9-11	Sep 10-13	Sep 11-14	Sep 13-15	Sep 14-16	Sep 15-17	Sep 16-18	Sep 17-20	Sep 18-21	Sep 20-22	Sep 21-23
n=	450	430	410	390	390	390	390	390	390	390	390	390	390	390	390	390
	%	%	%	%	%	%	%	%	%	%	%	%	%	%	%	%
On the right track	57	54	55	54	57	54	52	52	52	52	51	52	53	51	50	53
On the wrong track	28	31	31	33	33	33	32	30	28	28	28	28	29	29	30	26
DK/NA/Ref	15	15	14	13	11	14	16	19	20	20	21	20	18	19	20	21

Ontario Battleground Ridings

	Sep 4-6	Sep 5-7	Sep 6-8	Sep 7-9	Sep 8-10	Sep 9-11	Sep 10-13	Sep 11-14	Sep 13-15	Sep 14-16	Sep 15-17	Sep 16-18	Sep 17-20	Sep 18-21	Sep 20-22	Sep 21-23
n=	480	460	440	420	420	420	420	420	420	420	420	420	420	420	420	420
	%	%	%	%	%	%	%	%	%	%	%	%	%	%	%	%
On the right track	53	56	57	54	52	52	53	50	50	46	47	45	45	48	51	51
On the wrong track	31	28	28	31	34	34	33	31	32	33	34	36	38	37	32	31
DK/NA/Ref	17	15	15	15	15	15	14	19	18	21	18	19	17	15	17	19

Quebec Battleground Ridings

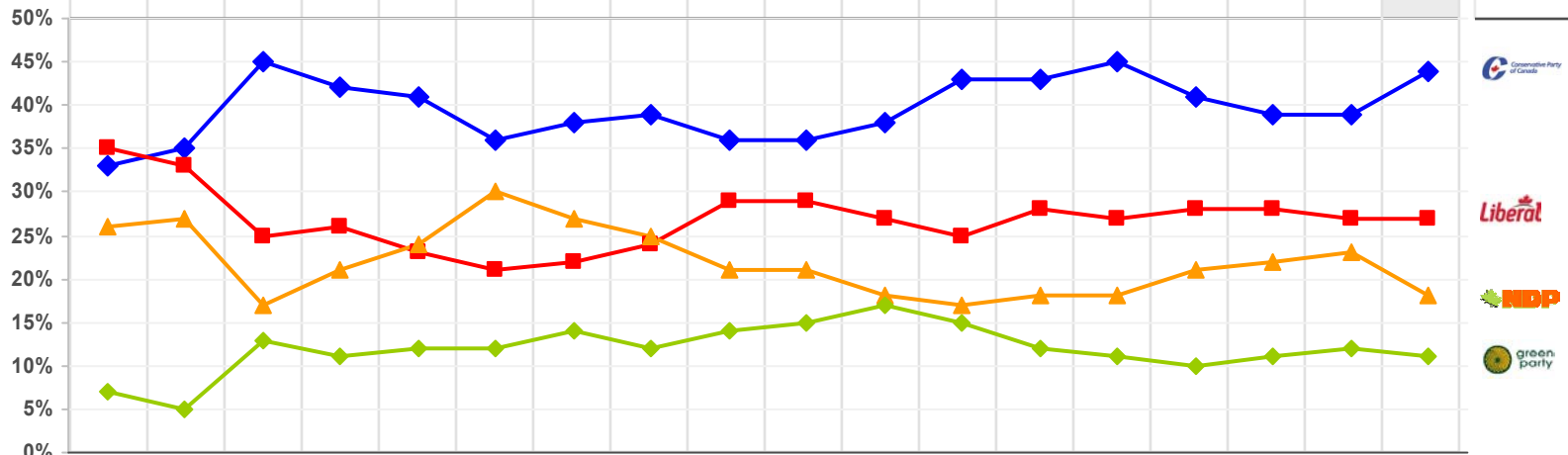
	Sep 4-6	Sep 5-7	Sep 6-8	Sep 7-9	Sep 8-10	Sep 9-11	Sep 10-13	Sep 11-14	Sep 13-15	Sep 14-16	Sep 15-17	Sep 16-18	Sep 17-20	Sep 18-21	Sep 20-22	Sep 21-23
n=	450	435	420	405	405	405	405	405	405	405	405	405	405	405	405	405
	%	%	%	%	%	%	%	%	%	%	%	%	%	%	%	%
On the right track	60	59	57	55	53	52	51	51	47	44	47	49	54	52	53	51
On the wrong track	32	32	32	32	34	35	35	35	38	42	40	39	32	33	33	34
DK/NA/Ref	8	9	11	13	13	13	14	14	15	14	13	12	14	15	14	15

Q. Right now, do you think that overall the country is on the right track or the wrong track?

Base: All respondents

How would they vote today? BC Battleground Ridings

	2004	2006	2008																Difference from 2006 election
			Sep 4-6	Sep 5-7	Sep 6-8	Sep 7-9	Sep 8-10	Sep 9-11	Sep 10-13	Sep 11-14	Sep 13-15	Sep 14-16	Sep 15-17	Sep 16-18	Sep 17-20	Sep 18-21	Sep 20-22	Sep 21-23	
			450	430	410	390	390	390	390	390	390	390	390	390	390	390	390	390	
%	%	%	%	%	%	%	%	%	%	%	%	%	%	%	%	%	%	%	
Conservative candidate	33	35	45	42	41	36	38	39	36	36	38	43	43	45	41	39	39	44	+9
Liberal candidate	35	33	25	26	23	21	22	24	29	29	27	25	28	27	28	28	27	27	-6
NDP candidate	26	27	17	21	24	30	27	25	21	21	18	17	18	18	21	22	23	18	-9
Bloc Quebecois candidate	-	-	-	-	-	-	-	-	-	-	-	-	-	-	-	-	-	-	-
Green Party candidate	7	5	13	11	12	12	14	12	14	15	17	15	12	11	10	11	12	11	+6



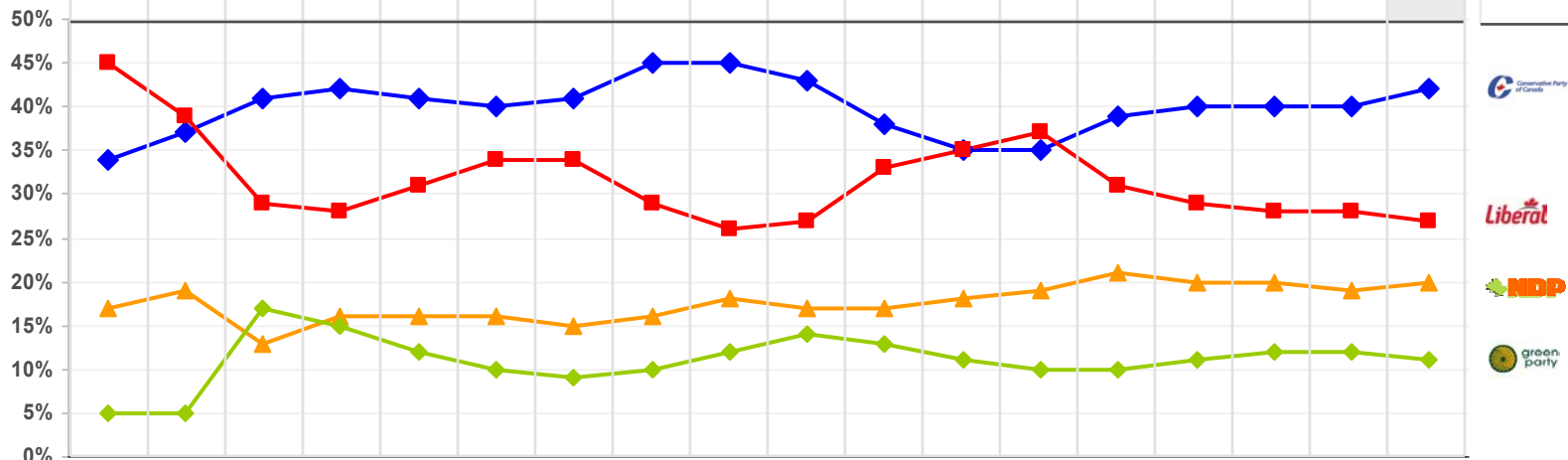
Q. If the federal election was being held tomorrow, do you think you'd be supporting the (ROTATE LIST) Liberal candidate in your area, Conservative candidate in your area, the NDP candidate in your area, or the Green Party candidate in your area or (QUEBEC ONLY) Bloc Quebecois candidate in your area?

Q. In that case, which party's candidate in your local area would you be leaning towards at this time? Would it be the (ROTATE LIST) Liberal candidate in your area, Conservative candidate in your area, the NDP candidate in your area, Green Party candidate in your area or (QUEBEC ONLY) Bloc Quebecois candidate in your area?

Base: Total sample

How would they vote today? Ontario Battleground Ridings

	2004	2006	2008																Difference from 2006 election	
			Sep 4-6	Sep 5-7	Sep 6-8	Sep 7-9	Sep 8-10	Sep 9-11	Sep 10-13	Sep 11-14	Sep 13-15	Sep 14-16	Sep 15-17	Sep 16-18	Sep 17-20	Sep 18-21	Sep 20-22	Sep 21-23		
			480	430	410	420	420	420	420	420	420	420	420	420	420	420	420	420		420
%	%	%	%	%	%	%	%	%	%	%	%	%	%	%	%	%	%	%		
Conservative candidate	34	37	41	42	41	40	41	45	45	43	38	35	35	39	40	40	40	42	+5	
Liberal candidate	45	39	29	28	31	34	34	29	26	27	33	35	37	31	29	28	28	27	-12	
NDP candidate	17	19	13	16	16	16	15	16	18	17	17	18	19	21	20	20	19	20	+1	
Bloc Quebecois candidate	-	-	-	-	-	-	-	-	-	-	-	-	-	-	-	-	-	-	-	-
Green Party candidate	5	5	17	15	12	10	9	10	12	14	13	11	10	10	11	12	12	11	+6	



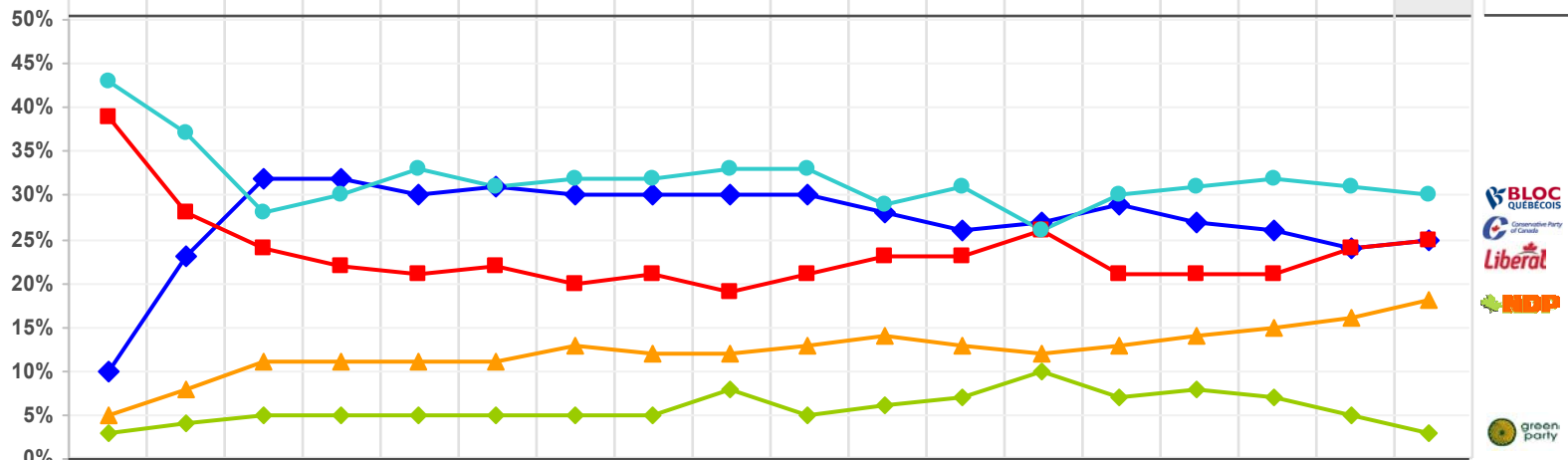
Q. If the federal election was being held tomorrow, do you think you'd be supporting the (ROTATE LIST) Liberal candidate in your area, Conservative candidate in your area, the NDP candidate in your area, or the Green Party candidate in your area or (QUEBEC ONLY) Bloc Quebecois candidate in your area?

Q. In that case, which party's candidate in your local area would you be leaning towards at this time? Would it be the (ROTATE LIST) Liberal candidate in your area, Conservative candidate in your area, the NDP candidate in your area, Green Party candidate in your area or (QUEBEC ONLY) Bloc Quebecois candidate in your area?

Base: Total sample

How would they vote today? Quebec Battleground Ridings

	2004	2006	2008																Difference from 2006 election
			Sep 4-6	Sep 5-7	Sep 6-8	Sep 7-9	Sep 8-10	Sep 9-11	Sep 10-13	Sep 11-14	Sep 13-15	Sep 14-16	Sep 15-17	Sep 16-18	Sep 17-20	Sep 18-21	Sep 20-22	Sep 21-23	
			450	430	410	405	405	405	405	405	405	405	405	405	405	405	405	405	
%	%	%	%	%	%	%	%	%	%	%	%	%	%	%	%	%	%	%	
Conservative candidate	10	23	32	32	30	31	30	30	30	30	28	26	27	29	27	26	24	25	+2
Liberal candidate	39	28	24	22	21	22	20	21	19	21	23	23	26	21	21	21	24	25	-3
NDP candidate	5	8	11	11	11	11	13	12	12	13	14	13	12	13	14	15	16	18	+10
Bloc Quebecois candidate	43	37	28	30	33	31	32	32	33	33	29	31	26	30	31	32	31	30	-7
Green Party candidate	3	4	5	5	5	5	5	5	8	5	6	7	10	7	8	7	5	3	-1



Q. If the federal election was being held tomorrow, do you think you'd be supporting the (ROTATE LIST) Liberal candidate in your area, Conservative candidate in your area, the NDP candidate in your area, or the Green Party candidate in your area or (QUEBEC ONLY) Bloc Quebecois candidate in your area?

Q. In that case, which party's candidate in your local area would you be leaning towards at this time? Would it be the (ROTATE LIST) Liberal candidate in your area, Conservative candidate in your area, the NDP candidate in your area, Green Party candidate in your area or (QUEBEC ONLY) Bloc Quebecois candidate in your area?

Base: Total sample

How would they vote today? Quebec Battleground Ridings *by region*

Total Quebec Battleground Ridings

	2006	2008									Difference from 2006 election
		Sep 4-10	Sep 8-14	Sep 10-16	Sep 11-17	Sep 13-18	Sep 14-20	Sep 15-21	Sep 16-22	Sep 17-23	
		n=									
	%	%	%	%	%	%	%	%	%	%	
Conservative candidate	24	31	30	28	28	28	26	27	26	26	+2
Liberal candidate	27	22	20	21	23	22	22	23	23	23	-4
NDP candidate	8	12	13	13	12	14	13	13	15	16	+8
Bloc Quebecois candidate	37	31	32	32	29	29	31	29	31	31	-6
Green Party candidate	4	5	5	7	7	7	7	8	6	5	+1

Montreal Battlegrounds

	2006	2008									Difference from 2006 election
		Sep 4-10	Sep 8-14	Sep 10-16	Sep 11-17	Sep 13-18	Sep 14-20	Sep 15-21	Sep 16-22	Sep 17-23	
		n=									
	%	%	%	%	%	%	%	%	%	%	
Conservative candidate	14	16	20	21	22	22	21	19	19	17	+3
Liberal candidate	37	28	26	24	28	27	26	28	26	27	-10
NDP candidate	8	13	10	12	11	14	13	14	16	18	+10
Bloc Quebecois candidate	37	37	40	38	35	33	34	33	34	35	-2
Green Party candidate	4	5	4	5	4	5	6	7	5	4	0

Battlegrounds Outside Montreal

	2006	2008									Difference from 2006 election
		Sep 4-10	Sep 8-14	Sep 10-16	Sep 11-17	Sep 13-18	Sep 14-20	Sep 15-21	Sep 16-22	Sep 17-23	
		n=									
	%	%	%	%	%	%	%	%	%	%	
Conservative candidate	30	41	36	33	33	32	30	32	31	31	+1
Liberal candidate	21	17	17	19	20	19	19	20	21	20	-1
NDP candidate	9	11	15	13	14	14	14	13	13	15	+6
Bloc Quebecois candidate	37	27	27	28	25	27	29	26	28	28	-9
Green Party candidate	4	5	5	8	9	8	9	9	7	7	+3

Montreal ridings: Ahuntsic, Brossard-La Prairie, Papineau, Honoré-Mercier, Jeanne-Le Ber, Laval-Les Îles

Outside Montreal: Louis-Hébert, Beauport-Limoilou, Charlesbourg—Haut-Saint-Charles, Hull-Aylmer, Saint-Hyacinthe-Bagot, Pontiac, Gatineau, Chicoutimi-Le Fjord, Brome-Missisquoi.

Q. If the federal election was being held tomorrow, do you think you'd be supporting the (ROTATE LIST) Liberal candidate in your area, Conservative candidate in your area, the NDP candidate in your area, or the Green Party candidate in your area or (QUEBEC ONLY) Bloc Quebecois candidate in your area?

Q. In that case, which federal party's candidate in your local area would you be leaning towards at this time? Would it be the (ROTATE LIST) Liberal candidate in your area, Conservative candidate in your area, the NDP candidate in your area, Green Party candidate in your area or (QUEBEC ONLY) Bloc Quebecois candidate in your area?

Base: Decided voters

How well are the parties doing in ridings they won in the previous election?

Liberal Ridings

n=	2006	Sep 4-7	Sep 5-8	Sep 6-9	Sep 7-10	Sep 8-11	Sep 10-13	Sep 11-14	Sep 13-15	Sep 14-16	Sep 15-17	Sep 16-18	Sep 17-20	Sep 18-21	Sep 20-22	Sep 21-23	Difference from 2006 election
		%	%	%	%	%	%	%	%	%	%	%	%	%	%	%	
	450	430	410	390	390	390	390	390	390	390	390	384	387	392	402	404	
Conservative candidate	31	36	34	34	34	36	37	34	32	32	33	33	32	31	34	40	+9
Liberal candidate	39	29	31	32	34	32	29	29	33	35	38	37	35	34	33	30	-9
NDP candidate	19	18	19	19	18	17	17	19	17	17	16	19	19	20	20	17	-2
Bloc Quebecois candidate	6	3	3	3	4	4	5	5	4	4	3	3	3	3	4	4	-2
Green Party candidate	5	14	13	12	11	12	13	13	14	11	10	9	11	12	10	9	+4

Conservative Ridings

n=	2006	Sep 4-7	Sep 5-8	Sep 6-9	Sep 7-10	Sep 8-11	Sep 10-13	Sep 11-14	Sep 13-15	Sep 14-16	Sep 15-17	Sep 16-18	Sep 17-20	Sep 18-21	Sep 20-22	Sep 21-23	Difference from 2006 election
		%	%	%	%	%	%	%	%	%	%	%	%	%	%	%	
	480	460	440	420	420	420	420	420	420	420	420	320	321	319	324	314	
Conservative candidate	40	47	48	51	50	48	48	45	42	40	42	49	49	48	44	41	+1
Liberal candidate	32	26	26	25	25	25	24	25	29	28	26	18	16	19	22	26	-6
NDP candidate	15	10	11	12	15	15	15	12	11	12	16	16	16	13	15	16	+1
Bloc Quebecois candidate	8	5	5	5	4	5	5	7	6	7	4	6	7	7	7	6	-2
Green Party candidate	5	12	9	7	7	7	9	11	12	13	12	12	11	12	12	11	+6

Bloc Ridings

n=	2006	Sep 4-7	Sep 5-8	Sep 6-9	Sep 7-10	Sep 8-11	Sep 10-13	Sep 11-14	Sep 13-15	Sep 14-16	Sep 15-17	Sep 16-18	Sep 17-20	Sep 18-21	Sep 20-22	Sep 21-23	Difference from 2006 election
		%	%	%	%	%	%	%	%	%	%	%	%	%	%	%	
	450	435	420	405	405	405	405	405	405	405	405	148	155	157	160	155	
Conservative candidate	19	29	26	24	23	25	26	29	24	24	23	25	20	20	21	23	+4
Liberal candidate	30	20	20	20	16	19	19	19	23	24	29	23	22	23	26	25	-5
NDP candidate	8	12	12	13	14	13	14	14	16	12	10	13	15	18	17	18	+10
Bloc Quebecois candidate	40	35	37	39	41	39	37	35	33	36	31	35	36	35	33	33	-7
Green Party candidate	3	5	5	4	6	5	5	3	4	4	6	5	7	5	4	1	-2

Q. If the federal election was being held tomorrow, do you think you'd be supporting the (ROTATE LIST) Liberal candidate in your area, Conservative candidate in your area, the NDP candidate in your area, or the Green Party candidate in your area or (QUEBEC ONLY) Bloc Quebecois candidate in your area?

Q. In that case, which federal party's candidate in your local area would you be leaning towards at this time? Would it be the (ROTATE LIST) Liberal candidate in your area, Conservative candidate in your area, the NDP candidate in your area, Green Party candidate in your area or (QUEBEC ONLY) Bloc Quebecois candidate in your area?

Base: Decided voters

Momentum towards the election

BC Battleground Ridings

	Sep 4-6	Sep 5-7	Sep 6-8	Sep 7-9	Sep 8-10	Sep 9-11	Sep 10-13	Sep 11-14	Sep 13-15	Sep 14-16	Sep 15-17	Sep 16-18	Sep 17-20	Sep 18-21	Sep 20-22	Sep 21-23
n=	450	430	410	390	390	390	390	390	390	390	390	390	390	390	390	390
	%	%	%	%	%	%	%	%	%	%	%	%	%	%	%	%
Conservative candidate	43	42	41	41	40	38	36	38	40	42	40	43	39	41	40	41
Liberal candidate	17	15	11	11	11	10	10	8	9	9	12	13	14	10	10	12
NDP candidate	10	12	11	12	11	12	13	12	13	13	16	16	17	14	11	10
Bloc Quebecois candidate	-	-	-	-	-	-	-	-	-	-	-	-	-	-	-	-
Green Party candidate	6	5	5	6	7	11	11	11	8	8	7	7	10	9	10	9
Other/None/Don't know	25	26	31	31	31	28	30	30	29	29	26	22	20	26	29	28

Ontario Battleground Ridings

	Sep 4-6	Sep 5-7	Sep 6-8	Sep 7-9	Sep 8-10	Sep 9-11	Sep 10-13	Sep 11-14	Sep 13-15	Sep 14-16	Sep 15-17	Sep 16-18	Sep 17-20	Sep 18-21	Sep 20-22	Sep 21-23
n=	480	460	440	420	420	420	420	420	420	420	420	420	420	420	420	420
	%	%	%	%	%	%	%	%	%	%	%	%	%	%	%	%
Conservative candidate	42	42	42	41	44	44	45	41	43	40	43	40	40	40	43	43
Liberal candidate	15	14	14	12	14	13	15	13	13	12	13	14	15	15	14	13
NDP candidate	8	8	8	11	10	7	7	7	10	12	12	11	9	11	11	11
Bloc Quebecois candidate	-	-	-	-	-	-	-	-	-	-	-	-	-	-	-	-
Green Party candidate	5	6	7	7	7	9	11	11	10	8	7	7	9	11	10	8
Other/None/Don't know	30	31	29	29	26	28	22	28	25	29	26	28	26	24	23	25

Quebec Battleground Ridings

	Sep 4-6	Sep 5-7	Sep 6-8	Sep 7-9	Sep 8-10	Sep 9-11	Sep 10-13	Sep 11-14	Sep 13-15	Sep 14-16	Sep 15-17	Sep 16-18	Sep 17-20	Sep 18-21	Sep 20-22	Sep 21-23
n=	450	435	420	405	405	405	405	405	405	405	405	405	405	405	405	405
	%	%	%	%	%	%	%	%	%	%	%	%	%	%	%	%
Conservative candidate	53	51	51	54	50	50	45	49	50	51	51	54	56	56	51	50
Liberal candidate	15	13	11	9	11	12	12	9	10	12	14	11	8	6	10	13
NDP candidate	7	8	9	8	7	7	8	9	9	9	8	7	6	9	9	10
Bloc Quebecois candidate	5	6	7	8	9	9	8	7	5	7	8	8	6	5	4	4
Green Party candidate	2	2	1	2	3	4	4	4	3	3	4	4	4	4	3	2
Other/None/Don't know	18	21	20	19	20	19	23	22	23	19	15	16	19	21	22	22

Q. From what you can tell, which party, if any, is gaining the most popularity and momentum leading up to a possible federal election?

Base: All respondents

Is it time for change?

BC Battleground Ridings

	Sep 4-6	Sep 5-7	Sep 6-8	Sep 7-9	Sep 8-10	Sep 9-11	Sep 10-13	Sep 11-14	Sep 13-15	Sep 14-16	Sep 15-17	Sep 16-18	Sep 17-20	Sep 18-21	Sep 20-22	Sep 21-23
n=	450	430	410	390	390	390	390	390	390	390	390	390	390	390	390	390
%	%	%	%	%	%	%	%	%	%	%	%	%	%	%	%	%
It's time for a change and a new government should be voted in	40	41	42	46	49	48	51	50	49	42	42	44	50	51	48	43
Now would be the wrong time to make a change	51	49	48	45	44	45	42	42	42	49	48	46	39	39	42	46
DK/NA/Ref	9	10	10	9	7	7	7	8	9	10	10	10	10	10	10	11

Ontario Battleground Ridings

	Sep 4-6	Sep 5-7	Sep 6-8	Sep 7-9	Sep 8-10	Sep 9-11	Sep 10-13	Sep 11-14	Sep 13-15	Sep 14-16	Sep 15-17	Sep 16-18	Sep 17-20	Sep 18-21	Sep 20-22	Sep 21-23
n=	480	460	440	420	420	420	420	420	420	420	429	420	420	420	420	420
%	%	%	%	%	%	%	%	%	%	%	%	%	%	%	%	%
It's time for a change and a new government should be voted in	43	44	47	48	47	43	46	45	46	43	45	44	48	47	47	43
Now would be the wrong time to make a change	48	49	46	46	46	48	46	43	41	40	40	41	40	42	42	44
DK/NA/Ref	9	7	7	6	7	9	8	13	13	18	16	15	12	11	11	13

Quebec Battleground Ridings

	Sep 4-6	Sep 5-7	Sep 6-8	Sep 7-9	Sep 8-10	Sep 9-11	Sep 10-13	Sep 11-14	Sep 13-15	Sep 14-16	Sep 15-17	Sep 16-18	Sep 17-20	Sep 18-21	Sep 20-22	Sep 21-23
n=	450	435	420	405	405	405	405	405	405	405	405	405	405	405	405	405
%	%	%	%	%	%	%	%	%	%	%	%	%	%	%	%	%
It's time for a change and a new government should be voted in	45	49	48	46	45	44	48	49	51	52	51	51	54	54	55	51
Now would be the wrong time to make a change	49	44	44	45	46	47	41	40	39	40	42	38	35	34	35	38
DK/NA/Ref	6	6	9	9	8	8	11	11	10	8	7	11	12	12	11	11

Q. Some people have been saying it's time for a change and that a new government should be voted in. Other people have said that now would be the wrong time to make a change and we should return the Conservatives to power. Which one of these two views best represents your own?

Base: All respondents

Do voters support elimination of the tax on income trusts?

BC Battleground Ridings		Sep 22-23
	n=	260
		%
NET Support		42
Strongly support		16
Somewhat support		25
Somewhat oppose		16
Strongly oppose		13
NET Oppose		29
Don't Know/Refused		30

Ontario Battleground Ridings		Sep 22-23
	n=	280
		%
NET Support		39
Strongly support		14
Somewhat support		26
Somewhat oppose		18
Strongly oppose		18
NET Oppose		36
Don't Know/Refused		25

Quebec Battleground Ridings		Sep 22-23
	n=	270
		%
NET Support		41
Strongly support		18
Somewhat support		22
Somewhat oppose		13
Strongly oppose		16
NET Oppose		29
Don't Know/Refused		30

Q. As you may be aware, The Liberals have promised, if elected, to eliminate the tax on Income Trusts which was introduced by the Conservative government. Do you strongly support, somewhat support, somewhat oppose or strongly oppose the elimination of the tax on income trusts?

Base: All respondents

Likelihood to vote liberal as a result of this promise

BC Battleground Ridings		Sep 22-23
	n=	260
		%
NET Likely		22
Very likely		7
Somewhat likely		15
Not very likely		28
Not at all likely		34
NET Not likely		62
Don't Know/Refused		17

Ontario Battleground Ridings		Sep 22-23
	n=	280
		%
NET Likely		20
Very likely		8
Somewhat likely		12
Not very likely		25
Not at all likely		36
NET Not likely		61
Don't Know/Refused		19

Quebec Battleground Ridings		Sep 22-23
	n=	270
		%
NET Likely		19
Very likely		6
Somewhat likely		13
Not very likely		18
Not at all likely		49
NET Not likely		67
Don't Know/Refused		14

Q. Are you very likely, somewhat likely, not very likely, or not all likely to vote Liberal as a result of this promise to eliminate the tax on income trusts.

Base: All respondents

Do voters support the federal government funding the arts?

BC Battleground Ridings		Sep 22-23
	n=	260
		%
NET Support		65
Strongly support		34
Somewhat support		32
Somewhat oppose		13
Strongly oppose		12
NET Oppose		24
Don't Know/Refused		10

Ontario Battleground Ridings		Sep 22-23
	n=	280
		%
NET Support		56
Strongly support		29
Somewhat support		28
Somewhat oppose		21
Strongly oppose		16
NET Oppose		37
Don't Know/Refused		7

Quebec Battleground Ridings		Sep 22-23
	n=	270
		%
NET Support		56
Strongly support		37
Somewhat support		18
Somewhat oppose		15
Strongly oppose		22
NET Oppose		37
Don't Know/Refused		8

Q. As you may know, in late August the federal government announced cuts to arts funding. Do you support or oppose the federal government providing financial support to the arts? Is that strongly or somewhat?

Base: All respondents

How do supporters think the federal government should fund the arts?

BC Battleground Ridings

	Sep 22-23
n=	165
	%
The Federal government should make cuts to other sectors	64
The Federal government should increase taxes	17
Don't Know/Refused	19

Ontario Battleground Ridings

	Sep 22-23
n=	155
	%
The Federal government should make cuts to other sectors	71
The Federal government should increase taxes	15
Don't Know/Refused	13

Quebec Battleground Ridings

	Sep 22-23
n=	150
	%
The Federal government should make cuts to other sectors	72
The Federal government should increase taxes	13
Don't Know/Refused	15

Q. Should the Federal government make cuts to other sectors or should the Federal government increase taxes, in order to maintain funding levels to the arts?

Base: Those who support the federal government funding the arts