



The Strategic Counsel

Gregg, Kelly, Sullivan & Woolstencroft:
The Strategic Counsel

www.thestrategiccounsel.com

21 St. Clair Avenue East
Suite 1100
Toronto, Ontario
M4T 1L9
Tel 416 975-4465
Fax 416 975-1883

60 George Street
Suite 205
Ottawa, Ontario
K1N 1J4
Tel 613 236-0296
Fax 613 236-1290



A Report To The Globe and Mail and CTV

2008 Federal Election: Battleground
Tracking

September 20-22, 2008

Methodology

- ◆ The Strategic Counsel is pleased to present findings from three surveys of the Battleground Regions of Ontario (n=420), Quebec (n=405) and British Columbia (n=390)
- ◆ Forty-five of the most hotly contested ridings from Quebec, Ontario and British Columbia comprise the *Battleground 2008*.
- ◆ Quebec, Ontario and British Columbia were chosen because they possess the highest concentration of ridings where multiple Parties are likely to have the toughest competition.
- ◆ In the Federal Election of 2006 and subsequent By-Elections, these forty-five ridings were home to the tightest races in the most populous Provinces in the Country.
- ◆ The forty-five ridings consist of the 20 tightest races in Ontario, the 15 closest races in Quebec and the 10 tightest races in British Columbia from the 2006 Federal Election and subsequent By-Elections.
- ◆ Results are based on random samples of adults 18 years of age or older in each of the 45 ridings constituting the *Battleground 2008*. Results were weighted by age to be proportionate to the provincial population sampled.
- ◆ Data collection for this report was conducted between September 4th to 22nd, 2008.

Note: Proportions may not sum to 100% due to rounding

The Battlegrounds

British Columbia

- ◆ Vancouver Quadra, Vancouver Island North, West Vancouver-Sunshine Coast-Sea to Sky Country, Fleetwood-Port Kells, Newton-North Delta, Burnaby-Douglas, Esquimalt-Juan de Fuca, Richmond, Pitt Meadows-Maple Ridge-Mission, North Vancouver.

Ontario

- ◆ Parry Sound-Muskoka, Glengarry-Prescott-Russell, St. Catharines, Hamilton East-Stoney Creek, Brant, Thunder Bay-Superior North, Oakville, Thunder Bay-Rainy River, Huron-Bruce, London-Fanshaw, Ottawa-Orléans, Simcoe North, London West, Barrie, Kitchener-Conestoga, Halton, Peterborough, Algoma-Manitoulin-Kapuskasing, Burlington, Mississauga South.

Quebec

- ◆ Louis-Hébert, Ahuntsic, Beauport-Limoilou, Brossard-La Prairie, Papineau, Charlesbourg—Haut-Saint-Charles, Hull-Aylmer, Honoré-Mercier, Saint-Hyacinthe-Bagot, Pontiac, Jeanne-Le Ber, Laval-Les Îles, Gatineau, Chicoutimi-Le Fjord, Brome-Missisquoi.

Sample Distribution and Margin of Error

		Sample Size	Margin of Error (±)
British Columbia battleground ridings	<i>(Sep 20-22)</i>	390	5.0%
	<i>(Sep 21-22)</i>	260	6.1%
Ontario battleground ridings	<i>(Sep 20-22)</i>	420	4.8%
	<i>(Sep 21-22)</i>	280	5.9%
Quebec battleground ridings	<i>(Sep 20-22)</i>	405	4.9%
	<i>(Sep 21-22)</i>	270	6.0%
Quebec battleground ridings	<i>(Sep 16-22)</i>	590	4.0%
Montreal battleground ridings	<i>(Sep 16-22)</i>	231	6.5%
Battleground ridings outside Montreal	<i>(Sep 16-22)</i>	359	5.2%
Liberal held ridings	<i>(Sep 20-22)</i>	402	4.9%
Conservative held ridings	<i>(Sep 20-22)</i>	324	5.4%
Bloc Quebecois held ridings	<i>(Sep 20-22)</i>	160	7.8%

Detailed Findings

Is Canada on the right track?

BC Battleground Ridings

	Sep 4-6	Sep 5-7	Sep 6-8	Sep 7-9	Sep 8-10	Sep 9-11	Sep 10-13	Sep 11-14	Sep 13-15	Sep 14-16	Sep 15-17	Sep 16-18	Sep 17-20	Sep 18-21	Sep 20-22
n=	450	430	410	390	390	390	390	390	390	390	390	390	390	390	390
	%	%	%	%	%	%	%	%	%	%	%	%	%	%	%
On the right track	57	54	55	54	57	54	52	52	52	52	51	52	53	51	50
On the wrong track	28	31	31	33	33	33	32	30	28	28	28	28	29	29	30
DK/NA/Ref	15	15	14	13	11	14	16	19	20	20	21	20	18	19	20

Ontario Battleground Ridings

	Sep 4-6	Sep 5-7	Sep 6-8	Sep 7-9	Sep 8-10	Sep 9-11	Sep 10-13	Sep 11-14	Sep 13-15	Sep 14-16	Sep 15-17	Sep 16-18	Sep 17-20	Sep 18-21	Sep 20-22
n=	480	460	440	420	420	420	420	420	420	420	420	420	420	420	420
	%	%	%	%	%	%	%	%	%	%	%	%	%	%	%
On the right track	53	56	57	54	52	52	53	50	50	46	47	45	45	48	51
On the wrong track	31	28	28	31	34	34	33	31	32	33	34	36	38	37	32
DK/NA/Ref	17	15	15	15	15	15	14	19	18	21	18	19	17	15	17

Quebec Battleground Ridings

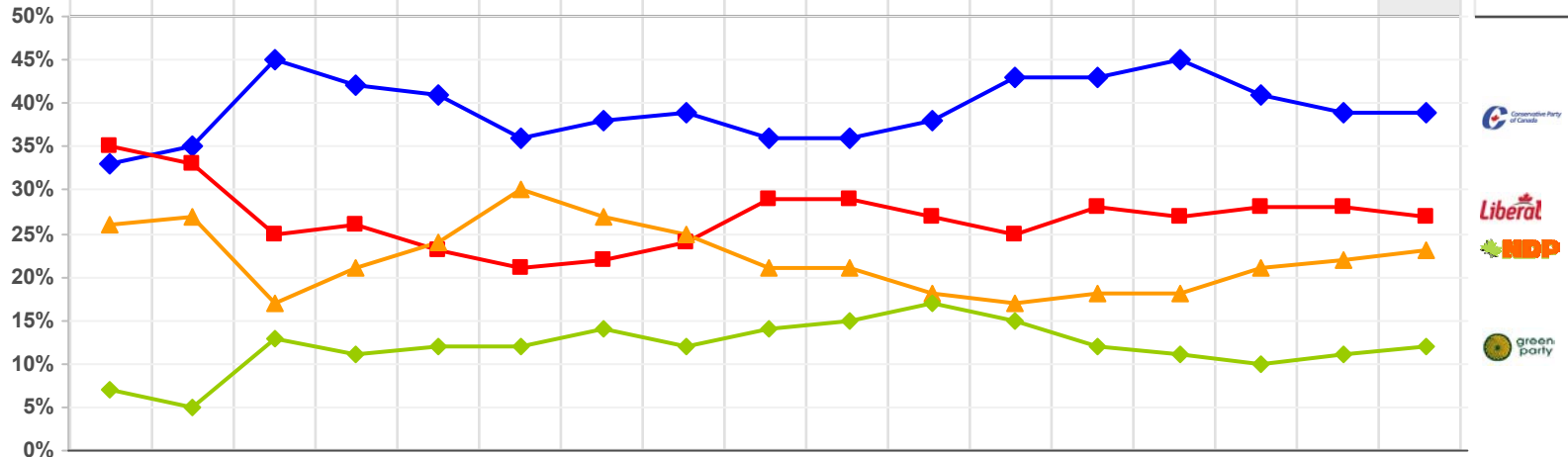
	Sep 4-6	Sep 5-7	Sep 6-8	Sep 7-9	Sep 8-10	Sep 9-11	Sep 10-13	Sep 11-14	Sep 13-15	Sep 14-16	Sep 15-17	Sep 16-18	Sep 17-20	Sep 18-21	Sep 20-22
n=	450	435	420	405	405	405	405	405	405	405	405	405	405	405	405
	%	%	%	%	%	%	%	%	%	%	%	%	%	%	%
On the right track	60	59	57	55	53	52	51	51	47	44	47	49	54	52	53
On the wrong track	32	32	32	32	34	35	35	35	38	42	40	39	32	33	33
DK/NA/Ref	8	9	11	13	13	13	14	14	15	14	13	12	14	15	14

Q. Right now, do you think that overall the country is on the right track or the wrong track?

Base: All respondents

How would they vote today? BC Battleground Ridings

	2004	2006	2008															Difference from 2006 election
			Sep 4-6	Sep 5-7	Sep 6-8	Sep 7-9	Sep 8-10	Sep 9-11	Sep 10-13	Sep 11-14	Sep 13-15	Sep 14-16	Sep 15-17	Sep 16-18	Sep 17-20	Sep 18-21	Sep 20-22	
			450	430	410	390	390	390	390	390	390	390	390	390	390	390	390	
	%	%	%	%	%	%	%	%	%	%	%	%	%	%	%	%	%	%
Conservative candidate	33	35	45	42	41	36	38	39	36	36	38	43	43	45	41	39	39	+4
Liberal candidate	35	33	25	26	23	21	22	24	29	29	27	25	28	27	28	28	27	-6
NDP candidate	26	27	17	21	24	30	27	25	21	21	18	17	18	18	21	22	23	-4
Bloc Quebecois candidate	-	-	-	-	-	-	-	-	-	-	-	-	-	-	-	-	-	-
Green Party candidate	7	5	13	11	12	12	14	12	14	15	17	15	12	11	10	11	12	+7



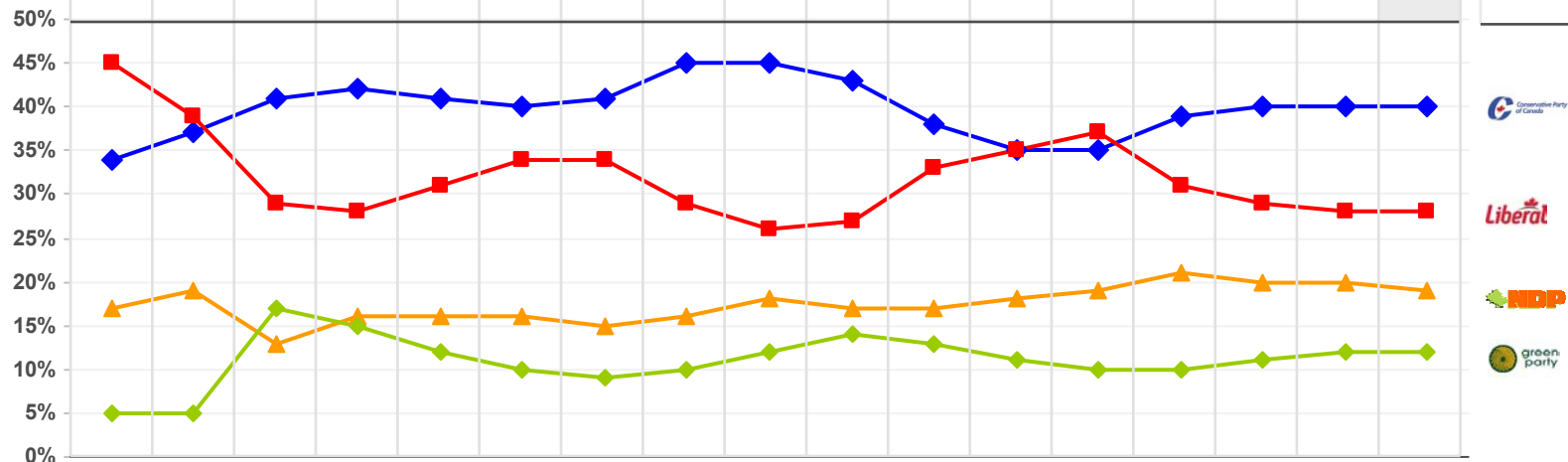
Q. If the federal election was being held tomorrow, do you think you'd be supporting the (ROTATE LIST) Liberal candidate in your area, Conservative candidate in your area, the NDP candidate in your area, or the Green Party candidate in your area or (QUEBEC ONLY) Bloc Quebecois candidate in your area?

Q. In that case, which party's candidate in your local area would you be leaning towards at this time? Would it be the (ROTATE LIST) Liberal candidate in your area, Conservative candidate in your area, the NDP candidate in your area, Green Party candidate in your area or (QUEBEC ONLY) Bloc Quebecois candidate in your area?

Base: Total sample

How would they vote today? Ontario Battleground Ridings

	2004	2006	2008														Difference from 2006 election	
			Sep 4-6	Sep 5-7	Sep 6-8	Sep 7-9	Sep 8-10	Sep 9-11	Sep 10-13	Sep 11-14	Sep 13-15	Sep 14-16	Sep 15-17	Sep 16-18	Sep 17-20	Sep 18-21		Sep 20-22
			480	430	410	420	420	420	420	420	420	420	420	420	420	420		420
Conservative candidate	34	37	41	42	41	40	41	45	45	43	38	35	35	39	40	40	40	+3
Liberal candidate	45	39	29	28	31	34	34	29	26	27	33	35	37	31	29	28	28	-11
NDP candidate	17	19	13	16	16	16	15	16	18	17	17	18	19	21	20	20	19	0
Bloc Quebecois candidate	-	-	-	-	-	-	-	-	-	-	-	-	-	-	-	-	-	-
Green Party candidate	5	5	17	15	12	10	9	10	12	14	13	11	10	10	11	12	12	+7



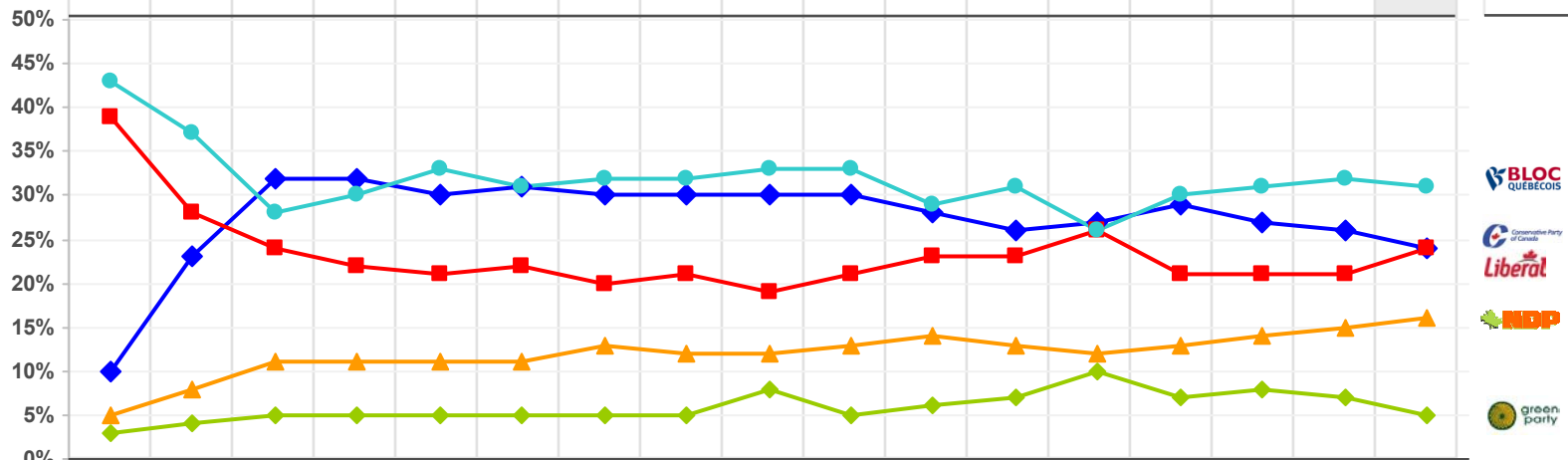
Q. If the federal election was being held tomorrow, do you think you'd be supporting the (ROTATE LIST) Liberal candidate in your area, Conservative candidate in your area, the NDP candidate in your area, or the Green Party candidate in your area or (QUEBEC ONLY) Bloc Quebecois candidate in your area?

Q. In that case, which party's candidate in your local area would you be leaning towards at this time? Would it be the (ROTATE LIST) Liberal candidate in your area, Conservative candidate in your area, the NDP candidate in your area, Green Party candidate in your area or (QUEBEC ONLY) Bloc Quebecois candidate in your area?

Base: Total sample

How would they vote today? Quebec Battleground Ridings

	2004	2006	2008														Difference from 2006 election	
			Sep 4-6	Sep 5-7	Sep 6-8	Sep 7-9	Sep 8-10	Sep 9-11	Sep 10-13	Sep 11-14	Sep 13-15	Sep 14-16	Sep 15-17	Sep 16-18	Sep 17-20	Sep 18-21		Sep 20-22
			450	430	410	405	405	405	405	405	405	405	405	405	405	405		405
%	%	%	%	%	%	%	%	%	%	%	%	%	%	%	%	%	%	
Conservative candidate	10	23	32	32	30	31	30	30	30	30	28	26	27	29	27	26	24	+1
Liberal candidate	39	28	24	22	21	22	20	21	19	21	23	23	26	21	21	21	24	-4
NDP candidate	5	8	11	11	11	11	13	12	12	13	14	13	12	13	14	15	16	+8
Bloc Quebecois candidate	43	37	28	30	33	31	32	32	33	33	29	31	26	30	31	32	31	-6
Green Party candidate	3	4	5	5	5	5	5	5	8	5	6	7	10	7	8	7	5	+1



Q. If the federal election was being held tomorrow, do you think you'd be supporting the (ROTATE LIST) Liberal candidate in your area, Conservative candidate in your area, the NDP candidate in your area, or the Green Party candidate in your area or (QUEBEC ONLY) Bloc Quebecois candidate in your area?

Q. In that case, which party's candidate in your local area would you be leaning towards at this time? Would it be the (ROTATE LIST) Liberal candidate in your area, Conservative candidate in your area, the NDP candidate in your area, Green Party candidate in your area or (QUEBEC ONLY) Bloc Quebecois candidate in your area?

Base: Total sample

How would they vote today? Quebec Battleground Ridings *by region*

Total Quebec Battleground Ridings

n=	2006	2008								Difference from 2006 election
		Sep 4-10	Sep 8-14	Sep 10-16	Sep 11-17	Sep 13-18	Sep 14-20	Sep 15-21	Sep 16-22	
		%	%	%	%	%	%	%	%	
		761	612	592	604	547	600	595	590	
		%	%	%	%	%	%	%	%	
Conservative candidate	24	31	30	28	28	28	26	27	26	+2
Liberal candidate	27	22	20	21	23	22	22	23	23	-4
NDP candidate	8	12	13	13	12	14	13	13	15	+7
Bloc Quebecois candidate	37	31	32	32	29	29	31	29	31	-6
Green Party candidate	4	5	5	7	7	7	7	8	6	+2

Montreal Battlegrounds

n=	2006	2008								Difference from 2006 election
		Sep 4-10	Sep 8-14	Sep 10-16	Sep 11-17	Sep 13-18	Sep 14-20	Sep 15-21	Sep 16-22	
		%	%	%	%	%	%	%	%	
		304	252	249	245	239	239	234	231	
		%	%	%	%	%	%	%	%	
Conservative candidate	14	16	20	21	22	22	21	19	19	+5
Liberal candidate	37	28	26	24	28	27	26	28	26	-11
NDP candidate	8	13	10	12	11	14	13	14	16	+8
Bloc Quebecois candidate	37	37	40	38	35	33	34	33	34	-3
Green Party candidate	4	5	4	5	4	5	6	7	5	+1

Battlegrounds Outside Montreal

n=	2006	2008								Difference from 2006 election
		Sep 4-10	Sep 8-14	Sep 10-16	Sep 11-17	Sep 13-18	Sep 14-20	Sep 15-21	Sep 16-22	
		%	%	%	%	%	%	%	%	
		457	360	343	359	358	361	361	359	
		%	%	%	%	%	%	%	%	
Conservative candidate	30	41	36	33	33	32	30	32	31	+1
Liberal candidate	21	17	17	19	20	19	19	20	21	0
NDP candidate	9	11	15	13	14	14	14	13	13	+4
Bloc Quebecois candidate	37	27	27	28	25	27	29	26	28	-9
Green Party candidate	4	5	5	8	9	8	9	9	7	+3

Montreal ridings: Ahuntsic, Brossard-La Prairie, Papineau, Honoré-Mercier, Jeanne-Le Ber, Laval-Les Îles

Outside Montreal: Louis-Hébert, Beauport-Limoilou, Charlesbourg—Haut-Saint-Charles, Hull-Aylmer, Saint-Hyacinthe-Bagot, Pontiac, Gatineau, Chicoutimi-Le Fjord, Brome-Missisquoi.

Q. If the federal election was being held tomorrow, do you think you'd be supporting the (ROTATE LIST) Liberal candidate in your area, Conservative candidate in your area, the NDP candidate in your area, or the Green Party candidate in your area or (QUEBEC ONLY) Bloc Quebecois candidate in your area?

Q. In that case, which federal party's candidate in your local area would you be leaning towards at this time? Would it be the (ROTATE LIST) Liberal candidate in your area, Conservative candidate in your area, the NDP candidate in your area, Green Party candidate in your area or (QUEBEC ONLY) Bloc Quebecois candidate in your area?

Base: Decided voters

How would they vote today? *Quebec Battleground Ridings by sovereignty*

Quebec Battleground Ridings

	Sovereignty Referendum Vote		
	Yes	No	Don't know/Refused
	Sep 17-22	Sep 17-22	Sep 17-22
n=	145	319	37
	%	%	%
Conservative candidate	10	34	27
Liberal candidate	2	34	10
NDP candidate	14	16	19
Bloc Quebecois candidate	70	10	35
Green Party candidate	4	6	10

Q. If the federal election was being held tomorrow, do you think you'd be supporting the (ROTATE LIST) Liberal candidate in your area, Conservative candidate in your area, the NDP candidate in your area, or the Green Party candidate in your area or (QUEBEC ONLY) Bloc Quebecois candidate in your area?

Q. In that case, which federal party's candidate in your local area would you be leaning towards at this time? Would it be the (ROTATE LIST) Liberal candidate in your area, Conservative candidate in your area, the NDP candidate in your area, Green Party candidate in your area or (QUEBEC ONLY) Bloc Quebecois candidate in your area?

Base: Decided voters

How well are the parties doing in ridings they won in the previous election?

Liberal Ridings

n=	2006	Sep 4-7	Sep 5-8	Sep 6-9	Sep 7-10	Sep 8-11	Sep 10-13	Sep 11-14	Sep 13-15	Sep 14-16	Sep 15-17	Sep 16-18	Sep 17-20	Sep 18-21	Sep 20-22	Difference from 2006 election
		450	430	410	390	390	390	390	390	390	390	384	387	392	402	
		%	%	%	%	%	%	%	%	%	%	%	%	%	%	
Conservative candidate	31	36	34	34	34	36	37	34	32	32	33	33	32	31	34	+3
Liberal candidate	39	29	31	32	34	32	29	29	33	35	38	37	35	34	33	-6
NDP candidate	19	18	19	19	18	17	17	19	17	17	16	19	19	20	20	+1
Bloc Quebecois candidate	6	3	3	3	4	4	5	5	4	4	3	3	3	3	4	-2
Green Party candidate	5	14	13	12	11	12	13	13	14	11	10	9	11	12	10	+5

Conservative Ridings

n=	2006	Sep 4-7	Sep 5-8	Sep 6-9	Sep 7-10	Sep 8-11	Sep 10-13	Sep 11-14	Sep 13-15	Sep 14-16	Sep 15-17	Sep 16-18	Sep 17-20	Sep 18-21	Sep 20-22	Difference from 2006 election
		480	460	440	420	420	420	420	420	420	420	320	321	319	324	
		%	%	%	%	%	%	%	%	%	%	%	%	%	%	
Conservative candidate	40	47	48	51	50	48	48	45	42	40	42	49	49	48	44	+4
Liberal candidate	32	26	26	25	25	25	24	25	29	28	26	18	16	19	22	-10
NDP candidate	15	10	11	12	15	15	15	12	11	12	16	16	16	13	15	0
Bloc Quebecois candidate	8	5	5	5	4	5	5	7	6	7	4	6	7	7	7	-1
Green Party candidate	5	12	9	7	7	7	9	11	12	13	12	12	11	12	12	+7

Bloc Ridings

n=	2006	Sep 4-7	Sep 5-8	Sep 6-9	Sep 7-10	Sep 8-11	Sep 10-13	Sep 11-14	Sep 13-15	Sep 14-16	Sep 15-17	Sep 16-18	Sep 17-20	Sep 18-21	Sep 20-22	Difference from 2006 election
		450	435	420	405	405	405	405	405	405	405	148	155	157	160	
		%	%	%	%	%	%	%	%	%	%	%	%	%	%	
Conservative candidate	19	29	26	24	23	25	26	29	24	24	23	25	20	20	21	+2
Liberal candidate	30	20	20	20	16	19	19	19	23	24	29	23	22	23	26	-4
NDP candidate	8	12	12	13	14	13	14	14	16	12	10	13	15	18	17	+9
Bloc Quebecois candidate	40	35	37	39	41	39	37	35	33	36	31	35	36	35	33	-7
Green Party candidate	3	5	5	4	6	5	5	3	4	4	6	5	7	5	4	+1

Q. If the federal election was being held tomorrow, do you think you'd be supporting the (ROTATE LIST) Liberal candidate in your area, Conservative candidate in your area, the NDP candidate in your area, or the Green Party candidate in your area or (QUEBEC ONLY) Bloc Quebecois candidate in your area?

Q. In that case, which federal party's candidate in your local area would you be leaning towards at this time? Would it be the (ROTATE LIST) Liberal candidate in your area, Conservative candidate in your area, the NDP candidate in your area, Green Party candidate in your area or (QUEBEC ONLY) Bloc Quebecois candidate in your area?

Base: Decided voters

Momentum towards the election

BC Battleground Ridings

	Sep 4-6	Sep 5-7	Sep 6-8	Sep 7-9	Sep 8-10	Sep 9-11	Sep 10-13	Sep 11-14	Sep 13-15	Sep 14-16	Sep 15-17	Sep 16-18	Sep 17-20	Sep 18-21	Sep 20-22
n=	450	430	410	390	390	390	390	390	390	390	390	390	390	390	390
	%	%	%	%	%	%	%	%	%	%	%	%	%	%	%
Conservative candidate	43	42	41	41	40	38	36	38	40	42	40	43	39	41	40
Liberal candidate	17	15	11	11	11	10	10	8	9	9	12	13	14	10	10
NDP candidate	10	12	11	12	11	12	13	12	13	13	16	16	17	14	11
Bloc Quebecois candidate	-	-	-	-	-	-	-	-	-	-	-	-	-	-	-
Green Party candidate	6	5	5	6	7	11	11	11	8	8	7	7	10	9	10
Other/None/Don't know	25	26	31	31	31	28	30	30	29	29	26	22	20	26	29

Ontario Battleground Ridings

	Sep 4-6	Sep 5-7	Sep 6-8	Sep 7-9	Sep 8-10	Sep 9-11	Sep 10-13	Sep 11-14	Sep 13-15	Sep 14-16	Sep 15-17	Sep 16-18	Sep 17-20	Sep 18-21	Sep 20-22
n=	480	460	440	420	420	420	420	420	420	420	420	420	420	420	420
	%	%	%	%	%	%	%	%	%	%	%	%	%	%	%
Conservative candidate	42	42	42	41	44	44	45	41	43	40	43	40	40	40	43
Liberal candidate	15	14	14	12	14	13	15	13	13	12	13	14	15	15	14
NDP candidate	8	8	8	11	10	7	7	7	10	12	12	11	9	11	11
Bloc Quebecois candidate	-	-	-	-	-	-	-	-	-	-	-	-	-	-	-
Green Party candidate	5	6	7	7	7	9	11	11	10	8	7	7	9	11	10
Other/None/Don't know	30	31	29	29	26	28	22	28	25	29	26	28	26	24	23

Quebec Battleground Ridings

	Sep 4-6	Sep 5-7	Sep 6-8	Sep 7-9	Sep 8-10	Sep 9-11	Sep 10-13	Sep 11-14	Sep 13-15	Sep 14-16	Sep 15-17	Sep 16-18	Sep 17-20	Sep 18-21	Sep 20-22
n=	450	435	420	405	405	405	405	405	405	405	405	405	405	405	405
	%	%	%	%	%	%	%	%	%	%	%	%	%	%	%
Conservative candidate	53	51	51	54	50	50	45	49	50	51	51	54	56	56	51
Liberal candidate	15	13	11	9	11	12	12	9	10	12	14	11	8	6	10
NDP candidate	7	8	9	8	7	7	8	9	9	9	8	7	6	9	9
Bloc Quebecois candidate	5	6	7	8	9	9	8	7	5	7	8	8	6	5	4
Green Party candidate	2	2	1	2	3	4	4	4	3	3	4	4	4	4	3
Other/None/Don't know	18	21	20	19	20	19	23	22	23	19	15	16	19	21	22

Q. From what you can tell, which party, if any, is gaining the most popularity and momentum leading up to a possible federal election?

Base: All respondents

Is it time for change?

BC Battleground Ridings

	Sep 4-6	Sep 5-7	Sep 6-8	Sep 7-9	Sep 8-10	Sep 9-11	Sep 10-13	Sep 11-14	Sep 13-15	Sep 14-16	Sep 15-17	Sep 16-18	Sep 17-20	Sep 18-21	Sep 20-22
n=	450	430	410	390	390	390	390	390	390	390	390	390	390	390	390
%	%	%	%	%	%	%	%	%	%	%	%	%	%	%	%
It's time for a change and a new government should be voted in	40	41	42	46	49	48	51	50	49	42	42	44	50	51	48
Now would be the wrong time to make a change	51	49	48	45	44	45	42	42	42	49	48	46	39	39	42
DK/NA/Ref	9	10	10	9	7	7	7	8	9	10	10	10	10	10	10

Ontario Battleground Ridings

	Sep 4-6	Sep 5-7	Sep 6-8	Sep 7-9	Sep 8-10	Sep 9-11	Sep 10-13	Sep 11-14	Sep 13-15	Sep 14-16	Sep 15-17	Sep 16-18	Sep 17-20	Sep 18-21	Sep 20-22
n=	480	460	440	420	420	420	420	420	420	420	429	420	420	420	420
%	%	%	%	%	%	%	%	%	%	%	%	%	%	%	%
It's time for a change and a new government should be voted in	43	44	47	48	47	43	46	45	46	43	45	44	48	47	47
Now would be the wrong time to make a change	48	49	46	46	46	48	46	43	41	40	40	41	40	42	42
DK/NA/Ref	9	7	7	6	7	9	8	13	13	18	16	15	12	11	11

Quebec Battleground Ridings

	Sep 4-6	Sep 5-7	Sep 6-8	Sep 7-9	Sep 8-10	Sep 9-11	Sep 10-13	Sep 11-14	Sep 13-15	Sep 14-16	Sep 15-17	Sep 16-18	Sep 17-20	Sep 18-21	Sep 20-22
n=	450	435	420	405	405	405	405	405	405	405	405	405	405	405	405
%	%	%	%	%	%	%	%	%	%	%	%	%	%	%	%
It's time for a change and a new government should be voted in	45	49	48	46	45	44	48	49	51	52	51	51	54	54	55
Now would be the wrong time to make a change	49	44	44	45	46	47	41	40	39	40	42	38	35	34	35
DK/NA/Ref	6	6	9	9	8	8	11	11	10	8	7	11	12	12	11

Q. Some people have been saying it's time for a change and that a new government should be voted in. Other people have said that now would be the wrong time to make a change and we should return the Conservatives to power. Which one of these two views best represents your own?

Base: All respondents

Do voters agree...?

“The concerns of large urban regions don’t get enough attention from the federal government.”

BC Battleground Ridings

	Sep 20-22
n=	260
	%
NET Agree	64
Strongly agree	23
Somewhat agree	41
Somewhat Disagree	15
Strongly Disagree	9
NET Disagree	25
Don't Know/Refused	12

Ontario Battleground Ridings

	Sep 20-22
n=	280
	%
NET Agree	58
Strongly agree	28
Somewhat agree	30
Somewhat Disagree	18
Strongly Disagree	14
NET Disagree	32
Don't Know/Refused	10

Quebec Battleground Ridings

	Sep 20-22
n=	270
	%
NET Agree	60
Strongly agree	27
Somewhat agree	33
Somewhat Disagree	16
Strongly Disagree	11
NET Disagree	27
Don't Know/Refused	13

Q. Please tell me whether you strongly agree, somewhat agree, somewhat disagree, or strongly disagree with these statements ...

Base: All respondents

Do voters agree...?

“Our large urban regions need major new investments in public transit.”

BC Battleground Ridings		Sep 20-22
	n=	260
		%
NET Agree		82
Strongly agree		55
Somewhat agree		27
Somewhat Disagree		8
Strongly Disagree		3
NET Disagree		11
Don't Know/Refused		8

Ontario Battleground Ridings		Sep 20-22
	n=	280
		%
NET Agree		79
Strongly agree		53
Somewhat agree		26
Somewhat Disagree		10
Strongly Disagree		6
NET Disagree		15
Don't Know/Refused		6

Quebec Battleground Ridings		Sep 20-22
	n=	270
		%
NET Agree		88
Strongly agree		65
Somewhat agree		22
Somewhat Disagree		4
Strongly Disagree		5
NET Disagree		10
Don't Know/Refused		3

Q. Please tell me whether you strongly agree, somewhat agree, somewhat disagree, or strongly disagree with these statements ...

Base: All respondents

Do voters agree...?

“The country needs a national infrastructure program.”

BC Battleground Ridings

	Sep 20-22
n=	260
	%
NET Agree	68
Strongly agree	34
Somewhat agree	34
Somewhat Disagree	5
Strongly Disagree	5
NET Disagree	10
Don't Know/Refused	22

Ontario Battleground Ridings

	Sep 20-22
n=	280
	%
NET Agree	77
Strongly agree	41
Somewhat agree	36
Somewhat Disagree	8
Strongly Disagree	5
NET Disagree	12
Don't Know/Refused	11

Quebec Battleground Ridings

	Sep 20-22
n=	270
	%
NET Agree	84
Strongly agree	54
Somewhat agree	30
Somewhat Disagree	7
Strongly Disagree	5
NET Disagree	12
Don't Know/Refused	4

Q. Please tell me whether you strongly agree, somewhat agree, somewhat disagree, or strongly disagree with these statements ...

Base: All respondents