



The Strategic Counsel

The Strategic Counsel

www.thestrategiccounsel.com

21 St. Clair Avenue East
Suite 1100
Toronto, Ontario
M4T 1L9
Tel 416 975-4465
Fax 416 975-1883

60 George Street
Suite 205
Ottawa, Ontario
K1N 1J4
Tel 613 236-0296
Fax 613 236-1290



A Report To
**The Globe and
Mail and CTV**

2008 Federal Election: Battleground
Tracking

September 18-21, 2008

Methodology

- ◆ The Strategic Counsel is pleased to present findings from three surveys of the Battleground Regions of Ontario (n=420), Quebec (n=405) and British Columbia (n=390)
- ◆ Forty-five of the most hotly contested ridings from Quebec, Ontario and British Columbia comprise the *Battleground 2008*.
- ◆ Quebec, Ontario and British Columbia were chosen because they possess the highest concentration of ridings where multiple Parties are likely to have the toughest competition.
- ◆ In the Federal Election of 2006 and subsequent By-Elections, these forty-five ridings were home to the tightest races in the most populous Provinces in the Country.
- ◆ The forty-five ridings consist of the 20 tightest races in Ontario, the 15 closest races in Quebec and the 10 tightest races in British Columbia from the 2006 Federal Election and subsequent By-Elections.
- ◆ Results are based on random samples of adults 18 years of age or older in each of the 45 ridings constituting the *Battleground 2008*. Results were weighted by age to be proportionate to the provincial population sampled.
- ◆ Data collection for this report was conducted between September 4th to 21st, 2008.

Note: Proportions may not sum to 100% due to rounding

The Battlegrounds

British Columbia

- ◆ Vancouver Quadra, Vancouver Island North, West Vancouver-Sunshine Coast-Sea to Sky Country, Fleetwood-Port Kells, Newton-North Delta, Burnaby-Douglas, Esquimalt-Juan de Fuca, Richmond, Pitt Meadows-Maple Ridge-Mission, North Vancouver.

Ontario

- ◆ Parry Sound-Muskoka, Glengarry-Prescott-Russell, St. Catharines, Hamilton East-Stoney Creek, Brant, Thunder Bay-Superior North, Oakville, Thunder Bay-Rainy River, Huron-Bruce, London-Fanshaw, Ottawa-Orléans, Simcoe North, London West, Barrie, Kitchener-Conestoga, Halton, Peterborough, Algoma-Manitoulin-Kapuskasing, Burlington, Mississauga South.

Quebec

- ◆ Louis-Hébert, Ahuntsic, Beauport-Limoilou, Brossard-La Prairie, Papineau, Charlesbourg—Haut-Saint-Charles, Hull-Aylmer, Honoré-Mercier, Saint-Hyacinthe-Bagot, Pontiac, Jeanne-Le Ber, Laval-Les Îles, Gatineau, Chicoutimi-Le Fjord, Brome-Missisquoi.

Sample Distribution and Margin of Error

		Sample Size	Margin of Error (±)
British Columbia battleground ridings	<i>(Sep 18-21)</i>	390	5.0%
	<i>(Sep 20-21)</i>	260	6.1%
Ontario battleground ridings	<i>(Sep 18-21)</i>	420	4.8%
	<i>(Sep 20-21)</i>	280	5.9%
Quebec battleground ridings	<i>(Sep 18-21)</i>	405	4.9%
	<i>(Sep 20-21)</i>	270	6.0%
Liberal held ridings		392	5.0%
Conservative held ridings		319	5.5%
Bloc Quebecois held ridings		157	7.8%

Detailed Findings

Is Canada on the right track?

BC Battleground Ridings

	Sept. 4-6	Sept. 5-7	Sept. 6-8	Sept. 7-9	Sept. 8-10	Sept. 9-11	Sept. 10-13	Sept. 11-14	Sept. 13-15	Sept. 14-16	Sept. 15-17	Sept. 16-18	Sept. 17-20	Sept. 18-21
n=	450	430	410	390	390	390	390	390	390	390	390	390	390	390
	%	%	%	%	%	%	%	%	%	%	%	%	%	%
On the right track	57	54	55	54	57	54	52	52	52	52	51	52	53	51
On the wrong track	28	31	31	33	33	33	32	30	28	28	28	28	29	29
DK/NA/Ref	15	15	14	13	11	14	16	19	20	20	21	20	18	19

Ontario Battleground Ridings

	Sept. 4-6	Sept. 5-7	Sept. 6-8	Sept. 7-9	Sept. 8-10	Sept. 9-11	Sept. 10-13	Sept. 11-14	Sept. 13-15	Sept. 14-16	Sept. 15-17	Sept. 16-18	Sept. 17-20	Sept. 18-21
n=	480	460	440	420	420	420	420	420	420	420	420	420	420	420
	%	%	%	%	%	%	%	%	%	%	%	%	%	%
On the right track	53	56	57	54	52	52	53	50	50	46	47	45	45	48
On the wrong track	31	28	28	31	34	34	33	31	32	33	34	36	38	37
DK/NA/Ref	17	15	15	15	15	15	14	19	18	21	18	19	17	15

Quebec Battleground Ridings

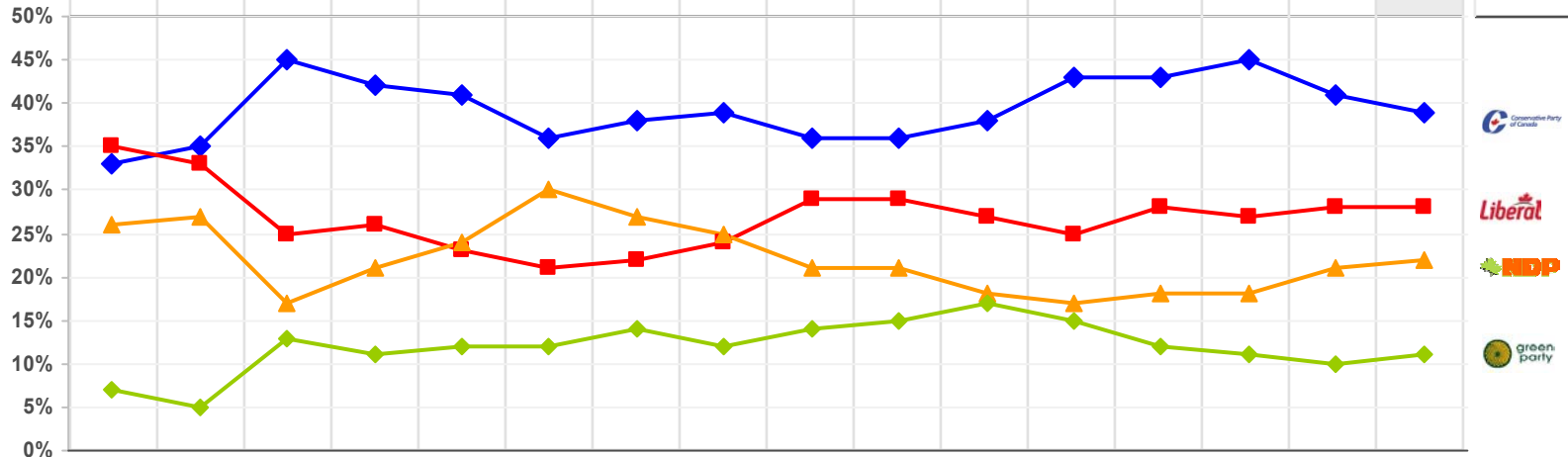
	Sept. 4-6	Sept. 5-7	Sept. 6-8	Sept. 7-9	Sept. 8-10	Sept. 9-11	Sept. 10-13	Sept. 11-14	Sept. 13-15	Sept. 14-16	Sept. 15-17	Sept. 16-18	Sept. 17-20	Sept. 18-21
n=	450	435	420	405	405	405	405	405	405	405	405	405	405	405
	%	%	%	%	%	%	%	%	%	%	%	%	%	%
On the right track	60	59	57	55	53	52	51	51	47	44	47	49	54	52
On the wrong track	32	32	32	32	34	35	35	35	38	42	40	39	32	33
DK/NA/Ref	8	9	11	13	13	13	14	14	15	14	13	12	14	15

Q. Right now, do you think that overall the country is on the right track or the wrong track?

Base: All respondents

How would they vote today? *BC Battleground Ridings*

	2004	2006	2008													Difference from 2006 election	
			Sept. 4-6	Sept. 5-7	Sept. 6-8	Sept. 7-9	Sept. 8-10	Sept. 9-11	Sept. 10-13	Sept. 11-14	Sept. 13-15	Sept. 14-16	Sept. 15-17	Sept. 16-18	Sept. 17-20		Sept. 18-21
			450	430	410	390	390	390	390	390	390	390	390	390	390		390
	%	%	%	%	%	%	%	%	%	%	%	%	%	%	%	%	
Conservative candidate	33	35	45	42	41	36	38	39	36	36	38	43	43	45	41	39	+4
Liberal candidate	35	33	25	26	23	21	22	24	29	29	27	25	28	27	28	28	-5
NDP candidate	26	27	17	21	24	30	27	25	21	21	18	17	18	18	21	22	-5
Bloc Quebecois candidate	-	-	-	-	-	-	-	-	-	-	-	-	-	-	-	-	-
Green Party candidate	7	5	13	11	12	12	14	12	14	15	17	15	12	11	10	11	+6



Q. If the federal election was being held tomorrow, do you think you'd be supporting the (ROTATE LIST) Liberal candidate in your area, Conservative candidate in your area, the NDP candidate in your area, or the Green Party candidate in your area or (QUEBEC ONLY) Bloc Quebecois candidate in your area?

Q. In that case, which party's candidate in your local area would you be leaning towards at this time? Would it be the (ROTATE LIST) Liberal candidate in your area, Conservative candidate in your area, the NDP candidate in your area, Green Party candidate in your area or (QUEBEC ONLY) Bloc Quebecois candidate in your area?

Base: Total sample

How would they vote today? *BC Battleground Ridings by demographics*

BC Battleground Ridings

	Age												Education											
	18-34				35-49				50+				High school or less				Some Post-Secondary				Graduated College or University			
	Sep 4-8	Sep 10-15	Sep 15-20	Sep 16-21	Sep 4-8	Sep 10-15	Sep 15-20	Sep 16-21	Sep 4-8	Sep 10-15	Sep 15-20	Sep 16-21	Sep 4-8	Sep 10-15	Sep 15-20	Sep 16-21	Sep 4-8	Sep 10-15	Sep 15-20	Sep 16-21	Sep 4-8	Sep 10-15	Sep 15-20	Sep 16-21
n=	85	74	70	69	137	126	142	143	329	341	331	333	98	96	101	102	108	96	92	103	340	345	345	335
	%	%	%	%	%	%	%	%	%	%	%	%	%	%	%	%	%	%	%	%	%	%	%	%
Conservative candidate	34	34	36	36	37	32	38	35	48	47	49	45	48	43	46	42	42	43	36	42	40	37	43	39
Liberal candidate	27	30	25	30	30	35	33	32	22	22	24	25	16	18	17	19	22	29	34	25	28	30	27	32
NDP candidate	16	14	21	20	24	21	20	24	23	20	17	19	26	23	22	27	21	16	22	22	19	19	18	18
Bloc Quebecois candidate	-	-	-	-	-	-	-	-	-	-	-	-	-	-	-	-	-	-	-	-	-	-	-	-
Green Party candidate	23	22	17	14	9	13	9	9	8	11	10	10	11	16	15	12	15	12	8	12	13	15	12	11

BC Battleground Ridings

	Income												Gender							
	Less than \$49K				\$50K to \$99K				\$100K or more				Male				Female			
	Sep 4-8	Sep 10-15	Sep 15-20	Sep 16-21	Sep 4-8	Sep 10-15	Sep 15-20	Sep 16-21	Sep 4-8	Sep 10-15	Sep 15-20	Sep 16-21	Sep 4-8	Sep 10-15	Sep 15-20	Sep 16-21	Sep 4-8	Sep 10-15	Sep 15-20	Sep 16-21
n=	156	137	136	142	192	205	201	202	138	128	142	141	287	289	282	282	279	265	270	272
	%	%	%	%	%	%	%	%	%	%	%	%	%	%	%	%	%	%	%	%
Conservative candidate	36	36	36	36	38	37	39	39	48	40	50	43	49	40	47	47	34	38	37	33
Liberal candidate	21	21	23	25	27	26	27	27	27	39	32	37	24	28	27	26	26	28	27	30
NDP candidate	27	24	22	23	22	20	21	22	15	12	13	14	15	20	16	17	27	18	23	25
Bloc Quebecois candidate	-	-	-	-	-	-	-	-	-	-	-	-	-	-	-	-	-	-	-	-
Green Party candidate	16	19	19	17	13	17	13	12	11	10	5	6	12	13	10	10	13	17	13	12

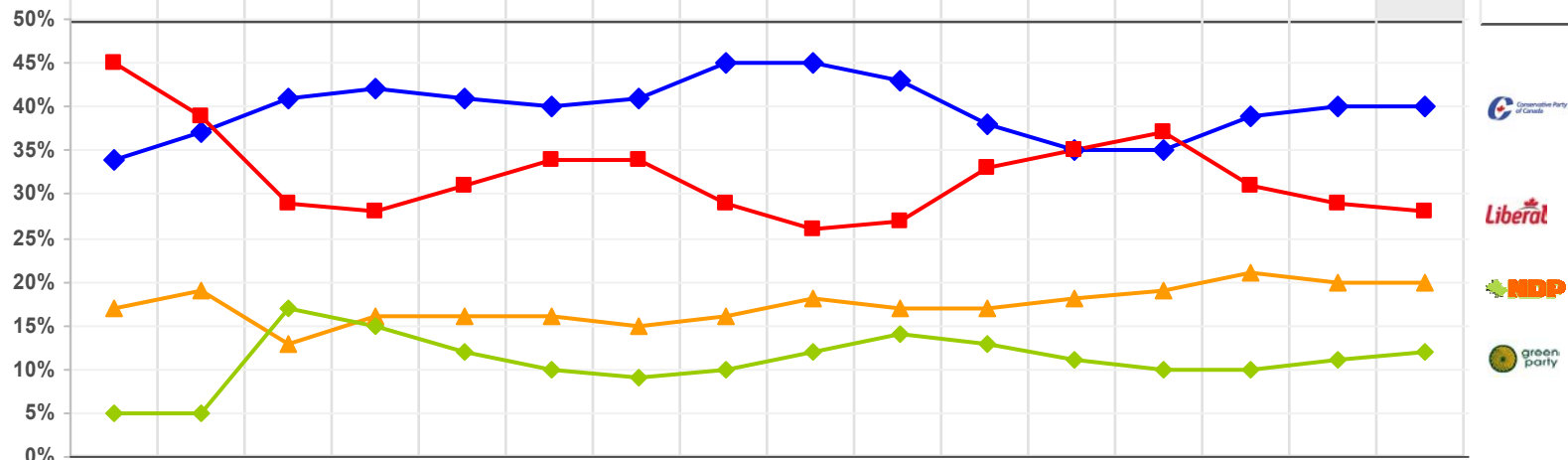
Q. If the federal election was being held tomorrow, do you think you'd be supporting the (ROTATE LIST) Liberal candidate in your area, Conservative candidate in your area, the NDP candidate in your area, or the Green Party candidate in your area or (QUEBEC ONLY) Bloc Quebecois candidate in your area?

Q. In that case, which federal party's candidate in your local area would you be leaning towards at this time? Would it be the (ROTATE LIST) Liberal candidate in your area, Conservative candidate in your area, the NDP candidate in your area, Green Party candidate in your area or (QUEBEC ONLY) Bloc Quebecois candidate in your area?

Base: Decided Voters

How would they vote today? *Ontario Battleground Ridings*

	2004	2006	2008													Difference from 2006 election	
			Sept. 4-6	Sept. 5-7	Sept. 6-8	Sept. 7-9	Sept. 8-10	Sept. 9-11	Sept. 10-13	Sept. 11-14	Sept. 13-15	Sept. 14-16	Sept. 15-17	Sept. 16-18	Sept. 17-20		Sept. 18-21
			480	430	410	420	420	420	420	420	420	420	420	420	420		420
	%	%	%	%	%	%	%	%	%	%	%	%	%	%	%	%	
Conservative candidate	34	37	41	42	41	40	41	45	45	43	38	35	35	39	40	40	+3
Liberal candidate	45	39	29	28	31	34	34	29	26	27	33	35	37	31	29	28	-11
NDP candidate	17	19	13	16	16	16	15	16	18	17	17	18	19	21	20	20	+1
Bloc Quebecois candidate	-	-	-	-	-	-	-	-	-	-	-	-	-	-	-	-	-
Green Party candidate	5	5	17	15	12	10	9	10	12	14	13	11	10	10	11	12	+7



Q. If the federal election was being held tomorrow, do you think you'd be supporting the (ROTATE LIST) Liberal candidate in your area, Conservative candidate in your area, the NDP candidate in your area, or the Green Party candidate in your area or (QUEBEC ONLY) Bloc Quebecois candidate in your area?

Q. In that case, which party's candidate in your local area would you be leaning towards at this time? Would it be the (ROTATE LIST) Liberal candidate in your area, Conservative candidate in your area, the NDP candidate in your area, Green Party candidate in your area or (QUEBEC ONLY) Bloc Quebecois candidate in your area?

Base: Total sample

How would they vote today? *Ontario Battleground Ridings by demographics*

Ontario Battleground Ridings

	Age												Education											
	18-34				35-49				50+				High school or less				Some Post-Secondary				Graduated College or University			
	Sep 4-8	Sep 10-15	Sep 15-20	Sep 16-21	Sep 4-8	Sep 10-15	Sep 15-20	Sep 16-21	Sep 4-8	Sep 10-15	Sep 15-20	Sep 16-21	Sep 4-8	Sep 10-15	Sep 15-20	Sep 16-21	Sep 4-8	Sep 10-15	Sep 15-20	Sep 16-21	Sep 4-8	Sep 10-15	Sep 15-20	Sep 16-21
n=	88	71	61	64	174	156	143	146	366	337	336	335	134	118	115	125	109	92	97	84	387	349	325	333
	%	%	%	%	%	%	%	%	%	%	%	%	%	%	%	%	%	%	%	%	%	%	%	%
Conservative candidate	30	27	29	30	43	44	38	35	45	45	42	45	38	38	31	35	42	49	43	45	41	38	38	38
Liberal candidate	31	33	41	32	31	29	32	30	31	30	29	29	28	29	24	22	28	21	27	21	33	33	38	36
NDP candidate	13	24	18	20	14	15	22	25	16	16	19	17	13	22	31	29	14	21	19	21	15	16	15	16
Bloc Quebecois candidate	-	-	-	-	-	-	-	-	-	-	-	-	-	-	-	-	-	-	-	-	-	-	-	-
Green Party candidate	26	17	13	18	12	12	8	10	8	10	10	9	22	11	15	14	16	10	11	13	11	13	9	10

Ontario Battleground Ridings

	Income												Gender							
	Less than \$49K				\$50K to \$99K				\$100K or more				Male				Female			
	Sep 4-8	Sep 10-15	Sep 15-20	Sep 16-21	Sep 4-8	Sep 10-15	Sep 15-20	Sep 16-21	Sep 4-8	Sep 10-15	Sep 15-20	Sep 16-21	Sep 4-8	Sep 10-15	Sep 15-20	Sep 16-21	Sep 4-8	Sep 10-15	Sep 15-20	Sep 16-21
n=	183	151	151	162	217	206	186	180	166	144	147	151	327	296	283	281	312	280	266	273
	%	%	%	%	%	%	%	%	%	%	%	%	%	%	%	%	%	%	%	%
Conservative candidate	34	39	33	36	39	38	39	41	51	43	39	39	46	47	45	44	34	33	31	34
Liberal candidate	27	28	29	23	31	32	31	28	31	33	39	37	27	26	29	28	35	35	37	33
NDP candidate	21	25	28	29	15	19	21	20	7	12	12	13	12	15	16	17	17	21	22	22
Bloc Quebecois candidate	-	-	-	-	-	-	-	-	-	-	-	-	-	-	-	-	-	-	-	-
Green Party candidate	18	9	9	13	15	11	10	11	11	12	10	11	15	12	10	12	14	11	10	11

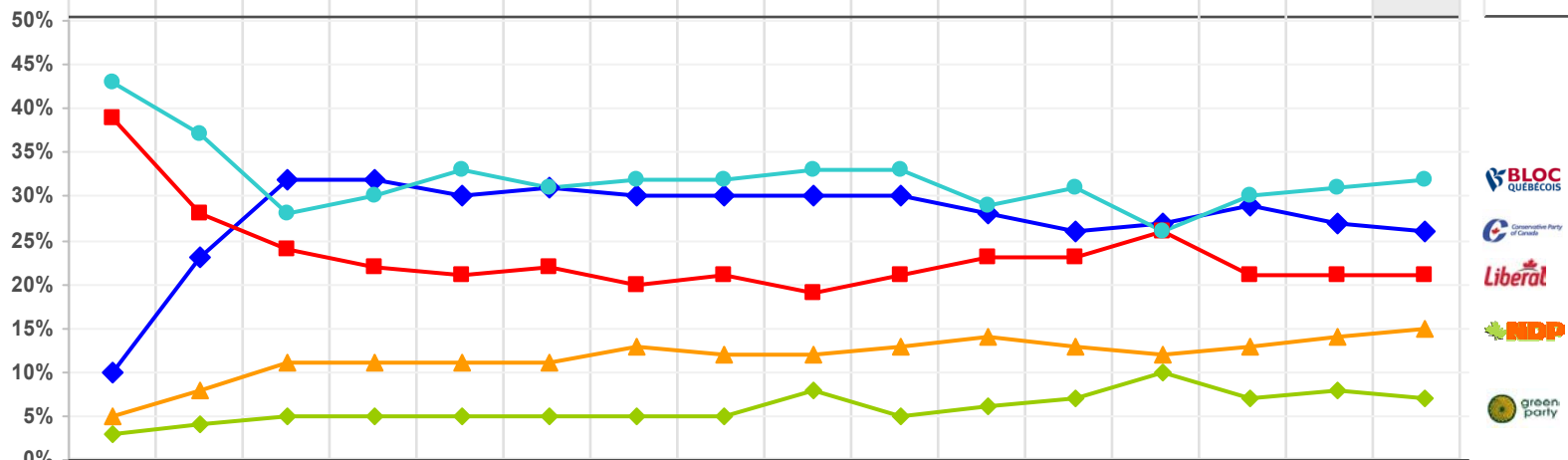
Q. If the federal election was being held tomorrow, do you think you'd be supporting the (ROTATE LIST) Liberal candidate in your area, Conservative candidate in your area, the NDP candidate in your area, or the Green Party candidate in your area or (QUEBEC ONLY) Bloc Quebecois candidate in your area?

Q. In that case, which federal party's candidate in your local area would you be leaning towards at this time? Would it be the (ROTATE LIST) Liberal candidate in your area, Conservative candidate in your area, the NDP candidate in your area, Green Party candidate in your area or (QUEBEC ONLY) Bloc Quebecois candidate in your area?

Base: Decided Voters

How would they vote today? *Quebec Battleground Ridings*

	2004	2006	2008													Difference from 2006 election	
			Sept. 4-6	Sept. 5-7	Sept. 6-8	Sept. 7-9	Sept. 8-10	Sept. 9-11	Sept. 10-13	Sept. 11-14	Sept. 13-15	Sept. 14-16	Sept. 15-17	Sept. 16-18	Sept. 17-20		Sept. 18-21
			450	430	410	405	405	405	405	405	405	405	405	405	405		405
	%	%	%	%	%	%	%	%	%	%	%	%	%	%	%	%	
Conservative candidate	10	23	32	32	30	31	30	30	30	30	28	26	27	29	27	26	+3
Liberal candidate	39	28	24	22	21	22	20	21	19	21	23	23	26	21	21	21	-7
NDP candidate	5	8	11	11	11	11	13	12	12	13	14	13	12	13	14	15	+7
Bloc Quebecois candidate	43	37	28	30	33	31	32	32	33	33	29	31	26	30	31	32	-5
Green Party candidate	3	4	5	5	5	5	5	5	8	5	6	7	10	7	8	7	+3



Q. If the federal election was being held tomorrow, do you think you'd be supporting the (ROTATE LIST) Liberal candidate in your area, Conservative candidate in your area, the NDP candidate in your area, or the Green Party candidate in your area or (QUEBEC ONLY) Bloc Quebecois candidate in your area?

Q. In that case, which party's candidate in your local area would you be leaning towards at this time? Would it be the (ROTATE LIST) Liberal candidate in your area, Conservative candidate in your area, the NDP candidate in your area, Green Party candidate in your area or (QUEBEC ONLY) Bloc Quebecois candidate in your area?

Base: Total sample

How would they vote today? *Quebec Battleground Ridings by demographics*

Quebec Battleground Ridings

	Age												Education											
	18-34				35-49				50+				High school or less				Some Post-Secondary				Graduated College or University			
	Sep 4-8	Sep 10-15	Sep 15-20	Sep 16-21	Sep 4-8	Sep 10-15	Sep 15-20	Sep 16-21	Sep 4-8	Sep 10-15	Sep 15-20	Sep 16-21	Sep 4-8	Sep 10-15	Sep 15-20	Sep 16-21	Sep 4-8	Sep 10-15	Sep 15-20	Sep 16-21	Sep 4-8	Sep 10-15	Sep 15-20	Sep 16-21
n=	112	108	100	103	148	159	134	139	292	227	239	238	174	135	143	142	51	63	46	42	327	296	285	296
	%	%	%	%	%	%	%	%	%	%	%	%	%	%	%	%	%	%	%	%	%	%	%	%
Conservative candidate	22	25	16	13	32	23	24	24	37	34	36	38	36	36	38	39	30	23	37	33	30	26	20	20
Liberal candidate	20	21	21	19	23	18	23	27	23	22	23	22	24	27	24	19	24	13	11	20	21	19	23	24
NDP candidate	14	13	17	20	10	18	18	13	9	10	7	9	8	7	5	7	12	12	17	19	12	17	16	16
Bloc Quebecois candidate	38	32	33	36	27	34	26	26	29	31	30	28	28	30	31	33	26	43	19	17	33	30	30	31
Green Party candidate	6	9	14	12	8	6	8	10	3	4	5	3	5	1	2	3	8	9	16	11	5	7	10	9

Quebec Battleground Ridings

	Income												Gender							
	Less than \$49K				\$50K to \$99K				\$100K or more				Male				Female			
	Sep 4-8	Sep 10-15	Sep 15-20	Sep 16-21	Sep 4-8	Sep 10-15	Sep 15-20	Sep 16-21	Sep 4-8	Sep 10-15	Sep 15-20	Sep 16-21	Sep 4-8	Sep 10-15	Sep 15-20	Sep 16-21	Sep 4-8	Sep 10-15	Sep 15-20	Sep 16-21
n=	192	205	193	188	189	156	161	163	90	83	77	80	292	237	241	255	264	266	249	239
	%	%	%	%	%	%	%	%	%	%	%	%	%	%	%	%	%	%	%	%
Conservative candidate	31	25	29	30	34	29	28	28	35	35	17	19	35	31	31	29	27	25	23	23
Liberal candidate	20	22	18	17	24	16	19	19	19	24	35	33	21	20	20	22	24	22	25	23
NDP candidate	11	13	11	12	9	19	17	17	10	9	12	11	11	13	14	14	11	13	12	14
Bloc Quebecois candidate	33	36	32	32	27	28	30	30	34	27	26	26	28	29	30	29	33	34	30	31
Green Party candidate	4	4	9	9	6	9	7	6	4	6	11	11	5	7	6	6	5	5	11	10

Q. If the federal election was being held tomorrow, do you think you'd be supporting the (ROTATE LIST) Liberal candidate in your area, Conservative candidate in your area, the NDP candidate in your area, or the Green Party candidate in your area or (QUEBEC ONLY) Bloc Quebecois candidate in your area?

Q. In that case, which federal party's candidate in your local area would you be leaning towards at this time? Would it be the (ROTATE LIST) Liberal candidate in your area, Conservative candidate in your area, the NDP candidate in your area, Green Party candidate in your area or (QUEBEC ONLY) Bloc Quebecois candidate in your area?

Base: Decided Voters

How would they vote today? *Quebec Battleground Ridings by region*

Total Quebec Battleground Ridings

	2006	2008							Difference from 2006 election
		Sept 4-10	Sept 8-14	Sept 10-16	Sept 11-17	Sept 13-18	Sept 14-20	Sept 15-21	
n=		761	612	592	604	547	600	595	
	%	%	%	%	%	%	%	%	
Conservative candidate	24	31	30	28	28	28	26	27	+3
Liberal candidate	27	22	20	21	23	22	22	23	-4
NDP candidate	8	12	13	13	12	14	13	13	+5
Bloc Quebecois candidate	37	31	32	32	29	29	31	29	-8
Green Party candidate	4	5	5	7	7	7	7	8	+4

Montreal Battlegrounds

	2006	2008							Difference from 2006 election
		Sept. 4-10	Sept 8-14	Sept 10-16	Sept 11-17	Sept 13-18	Sept 14-20	Sept 15-21	
n=		304	252	249	245	239	239	234	
	%	%	%	%	%	%	%	%	
Conservative candidate	14	16	20	21	22	22	21	19	+5
Liberal candidate	37	28	26	24	28	27	26	28	-9
NDP candidate	8	13	10	12	11	14	13	14	+6
Bloc Quebecois candidate	37	37	40	38	35	33	34	33	-4
Green Party candidate	4	5	4	5	4	5	6	7	+3

Battlegrounds Outside Montreal

	2006	2008							Difference from 2006 election
		Sept. 4-10	Sept 8-14	Sept 10-16	Sept 11-17	Sept 13-18	Sept 14-20	Sept 15-21	
n=		457	360	343	359	358	361	361	
	%	%	%	%	%	%	%	%	
Conservative candidate	30	41	36	33	33	32	30	32	+2
Liberal candidate	21	17	17	19	20	19	19	20	-1
NDP candidate	9	11	15	13	14	14	14	13	+4
Bloc Quebecois candidate	37	27	27	28	25	27	29	26	-11
Green Party candidate	4	5	5	8	9	8	9	9	+5

Note: Montreal ridings: Ahuntsic, Brossard-La Prairie, Papineau, Honoré-Mercier, Jeanne-Le Ber, Laval-Les Îles
 Outside Montreal: Louis-Hébert, Beauport-Limoilou, Charlesbourg—Haut-Saint-Charles, Hull-Aylmer, Saint-Hyacinthe-Bagot, Pontiac, Gatineau, Chicoutimi-Le Fjord, Brome-Missisquoi.

- Q. If the federal election was being held tomorrow, do you think you'd be supporting the (ROTATE LIST) Liberal candidate in your area, Conservative candidate in your area, the NDP candidate in your area, or the Green Party candidate in your area or (QUEBEC ONLY) Bloc Quebecois candidate in your area?
- Q. In that case, which federal party's candidate in your local area would you be leaning towards at this time? Would it be the (ROTATE LIST) Liberal candidate in your area, Conservative candidate in your area, the NDP candidate in your area, Green Party candidate in your area or (QUEBEC ONLY) Bloc Quebecois candidate in your area?

Base: Decided voters

How well are the parties doing in ridings they won in the previous election?

Liberal Ridings

	2006	Sept. 4-7	Sept. 5-8	Sept. 6-9	Sept. 7-10	Sept. 8-11	Sept 10-13	Sept. 11-14	Sept 13-15	Sept 14-16	Sept 15-17	Sept 16-18	Sept 17-20	Sept 18-21	Difference from 2006 election
		n=	450	430	410	390	390	390	390	390	390	390	384	387	
		%	%	%	%	%	%	%	%	%	%	%	%	%	
Conservative candidate	31	36	34	34	34	36	37	34	32	32	33	33	32	31	0
Liberal candidate	39	29	31	32	34	32	29	29	33	35	38	37	35	34	-5
NDP candidate	19	18	19	19	18	17	17	19	17	17	16	19	19	20	+1
Bloc Quebecois candidate	6	3	3	3	4	4	5	5	4	4	3	3	3	3	-3
Green Party candidate	5	14	13	12	11	12	13	13	14	11	10	9	11	12	+7

Conservative Ridings

	2006	Sept. 4-7	Sept. 5-8	Sept. 6-9	Sept. 7-10	Sept. 8-11	Sept 10-13	Sept. 11-14	Sept 13-15	Sept 14-16	Sept 15-17	Sept 16-18	Sept 17-20	Sept 18-21	Difference from 2006 election
		n=	480	460	440	420	420	420	420	420	420	420	320	321	
		%	%	%	%	%	%	%	%	%	%	%	%	%	
Conservative candidate	40	47	48	51	50	48	48	45	42	40	42	49	49	48	+8
Liberal candidate	32	26	26	25	25	25	24	25	29	28	26	18	16	19	-13
NDP candidate	15	10	11	12	15	15	15	12	11	12	16	16	16	13	-2
Bloc Quebecois candidate	8	5	5	5	4	5	5	7	6	7	4	6	7	7	-1
Green Party candidate	5	12	9	7	7	7	9	11	12	13	12	12	11	12	+7

Bloc Ridings

	2006	Sept. 4-7	Sept. 5-8	Sept. 6-9	Sept. 7-10	Sept. 8-11	Sept 10-13	Sept. 11-14	Sept 13-15	Sept 14-16	Sept 15-17	Sept 16-18	Sept 17-20	Sept 18-21	Difference from 2006 election
		n=	450	435	420	405	405	405	405	405	405	405	148	155	
		%	%	%	%	%	%	%	%	%	%	%	%	%	
Conservative candidate	19	29	26	24	23	25	26	29	24	24	23	25	20	20	+1
Liberal candidate	30	20	20	20	16	19	19	19	23	24	29	23	22	23	-7
NDP candidate	8	12	12	13	14	13	14	14	16	12	10	13	15	18	+10
Bloc Quebecois candidate	40	35	37	39	41	39	37	35	33	36	31	35	36	35	-5
Green Party candidate	3	5	5	4	6	5	5	3	4	4	6	5	7	5	+2

Q. If the federal election was being held tomorrow, do you think you'd be supporting the (ROTATE LIST) Liberal candidate in your area, Conservative candidate in your area, the NDP candidate in your area, or the Green Party candidate in your area or (QUEBEC ONLY) Bloc Quebecois candidate in your area?

Q. In that case, which federal party's candidate in your local area would you be leaning towards at this time? Would it be the (ROTATE LIST) Liberal candidate in your area, Conservative candidate in your area, the NDP candidate in your area, Green Party candidate in your area or (QUEBEC ONLY) Bloc Quebecois candidate in your area?

Base: Decided voters

How likely are voters in battleground ridings to switch their vote?

BC Battleground Ridings

	Sept. 4-6	Sept. 5-7	Sept 7-9	Sept 9-11	Sept 11-14	Sept 14-16	Sept 16-18	Sept 18-21
n=	450	288	251	268	270	259	263	257
	%	%	%	%	%	%	%	%
NET Likely	31	34	43	36	37	34	32	32
Very Likely	4	5	7	5	7	4	4	4
Somewhat Likely	27	29	36	31	30	30	28	28
Not too Likely	28	29	23	24	26	27	27	28
Not at all Likely	39	35	32	38	33	35	40	35
NET Not Likely	66	64	55	62	59	62	66	64
DN/NA/Ref	3	2	2	2	4	4	2	4

Ontario Battleground Ridings

	Sept. 4-6	Sept. 5-7	Sept 7-9	Sept 9-11	Sept 11-14	Sept 14-16	Sept 16-18	Sept 18-21
n=	480	309	290	268	256	239	250	249
	%	%	%	%	%	%	%	%
NET Likely	40	38	37	28	38	43	42	38
Very Likely	3	3	5	3	4	4	5	4
Somewhat Likely	38	34	32	25	34	39	37	34
Not too Likely	27	28	29	34	24	18	23	21
Not at all Likely	31	33	30	31	31	35	31	38
NET Not Likely	58	61	58	65	55	53	54	60
DN/NA/Ref	1	2	5	7	7	4	4	3

Quebec Battleground Ridings

	Sept. 4-6	Sept. 5-7	Sept 7-9	Sept 9-11	Sept 11-14	Sept 14-16	Sept 16-18	Sept 18-21
n=	450	265	246	233	233	229	211	226
	%	%	%	%	%	%	%	%
NET Likely	30	27	30	33	32	33	31	24
Very Likely	6	6	4	4	4	8	6	5
Somewhat Likely	23	21	26	29	28	25	25	19
Not too Likely	34	37	33	24	23	31	33	31
Not at all Likely	32	32	36	38	39	34	36	44
NET Not Likely	66	69	69	61	62	65	68	75
DN/NA/Ref	5	5	1	6	6	2	<1	1

Q. How likely is it that you might switch your vote to your second choice between now and election day?

Base: Those who have a second choice

Momentum towards the election

BC Battleground Ridings

	Sept. 4-6	Sept. 5-7	Sept. 6-8	Sept. 7-9	Sept. 8-10	Sept 9-11	Sept 10-13	Sept 11-14	Sept 13-15	Sept 14-16	Sept 15-17	Sept 16-18	Sept 17-20	Sept 18-21
n=	450	430	410	390	390	390	390	390	390	390	390	390	390	390
	%	%	%	%	%	%	%	%	%	%	%	%	%	%
Conservative candidate	43	42	41	41	40	38	36	38	40	42	40	43	39	41
Liberal candidate	17	15	11	11	11	10	10	8	9	9	12	13	14	10
NDP candidate	10	12	11	12	11	12	13	12	13	13	16	16	17	14
Bloc Quebecois candidate	-	-	-	-	-	-	-	-	-	-	-	-	-	-
Green Party candidate	6	5	5	6	7	11	11	11	8	8	7	7	10	9
Other/None/Don't know	25	26	31	31	31	28	30	30	29	29	26	22	20	26

Ontario Battleground Ridings

	Sept. 4-6	Sept. 5-7	Sept. 6-8	Sept. 7-9	Sept. 8-10	Sept 9-11	Sept 10-13	Sept 11-14	Sept 13-15	Sept 14-16	Sept 15-17	Sept 16-18	Sept 17-20	Sept 18-21
n=	480	460	440	420	420	420	420	420	420	420	420	420	420	420
	%	%	%	%	%	%	%	%	%	%	%	%	%	%
Conservative candidate	42	42	42	41	44	44	45	41	43	40	43	40	40	40
Liberal candidate	15	14	14	12	14	13	15	13	13	12	13	14	15	15
NDP candidate	8	8	8	11	10	7	7	7	10	12	12	11	9	11
Bloc Quebecois candidate	-	-	-	-	-	-	-	-	-	-	-	-	-	-
Green Party candidate	5	6	7	7	7	9	11	11	10	8	7	7	9	11
Other/None/Don't know	30	31	29	29	26	28	22	28	25	29	26	28	26	24

Quebec Battleground Ridings

	Sept. 4-6	Sept. 5-7	Sept. 6-8	Sept. 7-9	Sept. 8-10	Sept 9-11	Sept 10-13	Sept 11-14	Sept 13-15	Sept 14-16	Sept 15-17	Sept 16-18	Sept 17-20	Sept 18-21
n=	450	435	420	405	405	405	405	405	405	405	405	405	405	405
	%	%	%	%	%	%	%	%	%	%	%	%	%	%
Conservative candidate	53	51	51	54	50	50	45	49	50	51	51	54	56	56
Liberal candidate	15	13	11	9	11	12	12	9	10	12	14	11	8	6
NDP candidate	7	8	9	8	7	7	8	9	9	9	8	7	6	9
Bloc Quebecois candidate	5	6	7	8	9	9	8	7	5	7	8	8	6	5
Green Party candidate	2	2	1	2	3	4	4	4	3	3	4	4	4	4
Other/None/Don't know	18	21	20	19	20	19	23	22	23	19	15	16	19	21

Q. From what you can tell, which party, if any, is gaining the most popularity and momentum leading up to a possible federal election?

Base: All respondents

Is it time for change?

BC Battleground Ridings

	Sept. 4-6	Sept. 5-7	Sept. 6-8	Sept. 7-9	Sept. 8-10	Sept. 11-14	Sept. 13-15	Sept 14-16	Sept 15-17	Sept 16-18	Sept 17-20	Sept 18-21
n=	450	430	410	390	390	390	390	390	390	390	390	390
	%	%	%	%	%	%	%	%	%	%	%	%
It's time for a change and a new government should be voted in	40	41	42	46	49	50	49	42	42	44	50	51
Now would be the wrong time to make a change	51	49	48	45	44	42	42	49	48	46	39	39
DK/NA/Ref	9	10	10	9	7	8	9	10	10	10	10	10

Ontario Battleground Ridings

	Sept. 4-6	Sept. 5-7	Sept. 6-8	Sept. 7-9	Sept. 8-10	Sept. 11-14	Sept. 13-15	Sept 14-16	Sept 15-17	Sept 16-18	Sept 17-20	Sept 18-21
n=	480	460	440	420	420	420	420	420	429	420	420	420
	%	%	%	%	%	%	%	%	%	%	%	%
It's time for a change and a new government should be voted in	43	44	47	48	47	45	46	43	45	44	48	47
Now would be the wrong time to make a change	48	49	46	46	46	43	41	40	40	41	40	42
DK/NA/Ref	9	7	7	6	7	13	13	18	16	15	12	11

Quebec Battleground Ridings

	Sept. 4-6	Sept. 5-7	Sept. 6-8	Sept. 7-9	Sept. 8-10	Sept. 11-14	Sept. 13-15	Sept 14-16	Sept 15-17	Sept 16-18	Sept 17-20	Sept 18-21
n=	450	435	420	405	405	405	405	405	405	405	405	405
	%	%	%	%	%	%	%	%	%	%	%	%
It's time for a change and a new government should be voted in	45	49	48	46	45	49	51	52	51	51	54	54
Now would be the wrong time to make a change	49	44	44	45	46	40	39	40	42	38	35	34
DK/NA/Ref	6	6	9	9	8	11	10	8	7	11	12	12

Q. Some people have been saying it's time for a change and that a new government should be voted in. Other people have said that now would be the wrong time to make a change and we should return the Conservatives to power. Which one of these two views best represents your own?

Base: All respondents

Are voters in battleground ridings excited to be voting for their candidate of choice?

All Battlegrounds

	Total Sept 20-21	Conservative Vote	Liberal Vote	NDP Vote	Bloc Vote	Green Vote
n=	651	226	182	120	61	62
	%	%	%	%	%	%
Excited to be voting for that candidate	16	13	8	21	24	30
Satisfied to be voting for that candidate	50	58	51	46	54	29
Voting for that candidate as the lesser evil	31	26	38	29	21	39
Don't Know/Refused	3	3	4	4	-	1

Q. When it comes to your vote for (CANDIDATE CHOSEN IN Q. 2a/b), would you say that you are excited to be voting for that candidate, you are satisfied to be voting for that candidate, or you are voting for that candidate as the lesser evil?

Base: Decided votes

Impressions of Conservative leader Stephen Harper

BC Battleground Ridings

	Sept. 4-6	Sept 20-21
n=	426	248
	%	%
NET Favourable	61	56
Very favourable	23	15
Somewhat favourable	38	42
Somewhat unfavourable	17	16
Very unfavourable	23	27
NET Unfavourable	40	44
GAP: Favourable - Unfavourable	+21	+12

Ontario Battleground Ridings

	Sept. 4-6	Sept 20-21
n=	447	271
	%	%
NET Favourable	62	60
Very favourable	23	17
Somewhat favourable	39	43
Somewhat unfavourable	21	20
Very unfavourable	17	20
NET Unfavourable	38	40
GAP: Favourable - Unfavourable	+24	+20

Quebec Battleground Ridings

	Sept. 4-6	Sept 20-21
n=	434	249
	%	%
NET Favourable	58	44
Very favourable	16	15
Somewhat favourable	42	29
Somewhat unfavourable	18	22
Very unfavourable	24	33
NET Unfavourable	42	56
GAP: Favourable - Unfavourable	+16	-12

What is your overall impression of Stephen Harper?

Canada

	May 2-8 2005	Oct 6-13 2005	Jan 12-15 2006	Jan 11-14 2007	Jan 10-13 2008	Jun 6-9 2008
n=	1000	1000	1500	1000	1000	1000
	%	%	%	%	%	%
NET Favourable	50	42	56	54	58	54
Very favourable	12	9	14	17	15	14
Somewhat favourable	38	33	42	37	43	40
Somewhat unfavourable	30	29	25	24	23	24
Very unfavourable	21	29	19	22	19	22
NET Unfavourable	50	58	44	46	42	46

Q. Thinking of the leaders of the federal parties, would you say your overall impressions of Conservative leader Stephen Harper is very favourable, somewhat favourable, somewhat unfavourable, or very unfavourable?

Base: Those who have an opinion (Proportions exclude "don't know" responses)

Impressions of Liberal leader Stephane Dion

BC Battleground Ridings

	Sept. 4-6	Sept 20-21
n=	400	229
	%	%
NET Favourable	37	39
Very favourable	2	5
Somewhat favourable	34	34
Somewhat unfavourable	36	35
Very unfavourable	27	26
NET Unfavourable	63	61
GAP: Favourable - Unfavourable	-26	-22

Ontario Battleground Ridings

	Sept. 4-6	Sept 20-21
n=	435	260
	%	%
NET Favourable	37	31
Very favourable	4	5
Somewhat favourable	33	27
Somewhat unfavourable	30	38
Very unfavourable	33	31
NET Unfavourable	63	69
GAP: Favourable - Unfavourable	-26	-38

Quebec Battleground Ridings

	Sept. 4-6	Sept 20-21
n=	425	250
	%	%
NET Favourable	36	35
Very favourable	6	6
Somewhat favourable	30	29
Somewhat unfavourable	35	32
Very unfavourable	30	33
NET Unfavourable	64	65
GAP: Favourable - Unfavourable	-28	-30

What is your overall impression of Stephane Dion?

Canada

	Jan 11-14 2007	Jan 10-13 2008	Jun 6-9 2008
n=	1000	1000	1000
	%	%	%
NET Favourable	59	39	41
Very favourable	12	5	4
Somewhat favourable	47	34	37
Somewhat unfavourable	25	35	35
Very unfavourable	16	24	24
NET Unfavourable	41	61	59

Q. Thinking of the leaders of the federal parties, would you say your overall impressions of Liberal leader Stephane Dion is very favourable, somewhat favourable, somewhat unfavourable, or very unfavourable?

Base: Those who have an opinion (Proportions exclude "don't know" responses)

Impressions of NDP leader Jack Layton

BC Battleground Ridings

	Sept. 4-6	Sept 20-21
n=	398	241
	%	%
NET Favourable	59	63
Very favourable	15	15
Somewhat favourable	43	48
Somewhat unfavourable	27	25
Very unfavourable	14	13
NET Unfavourable	41	37
GAP: Favourable - Unfavourable	+18	+26

Ontario Battleground Ridings

	Sept. 4-6	Sept 20-21
n=	425	260
	%	%
NET Favourable	58	58
Very favourable	11	13
Somewhat favourable	47	45
Somewhat unfavourable	25	24
Very unfavourable	17	18
NET Unfavourable	42	42
GAP: Favourable - Unfavourable	+16	+16

Quebec Battleground Ridings

	Sept. 4-6	Sept 20-21
n=	404	236
	%	%
NET Favourable	69	72
Very favourable	14	16
Somewhat favourable	55	56
Somewhat unfavourable	20	17
Very unfavourable	11	11
NET Unfavourable	31	28
GAP: Favourable - Unfavourable	+38	+44

What is your overall impression of Jack Layton?

Canada

	May 2-8 2005	Oct 6-13 2005	Jan 12-15 2006	Jan 11-14 2007	Jan 10-13 2008	Jun 6-9 2008
n=	1000	1000	1500	1000	1000	1000
	%	%	%	%	%	%
NET Favourable	63	60	65	59	55	61
Very favourable	12	11	13	10	12	11
Somewhat favourable	51	49	52	49	43	50
Somewhat unfavourable	26	26	24	25	29	24
Very unfavourable	12	14	11	16	16	15
NET Unfavourable	37	40	35	41	45	39

Q. Thinking of the leaders of the federal parties, would you say your overall impressions of NDP leader Jack Layton is very favourable, somewhat favourable, somewhat unfavourable, or very unfavourable?

Base: Those who have an opinion (Proportions exclude "don't know" responses)

Impressions of Bloc Quebecois leader Gilles Duceppe

Quebec Battleground Ridings

	Sept. 4-6	Sept 20-21
n=	423	246
	%	%
NET Favourable	59	55
Very favourable	15	17
Somewhat favourable	44	39
Somewhat unfavourable	20	15
Very unfavourable	21	30
NET Unfavourable	41	45
GAP: Favourable - Unfavourable	+18	+10

What is your overall impression of Gilles Duceppe?

Quebec

	May 2-8 2005	Oct 6-13 2005	Jan 12-15 2006	Jan 11-14 2007	Jan 10-13 2008	Jun 6-9 2008
n=	247	500	370	247	247	243
	%	%	%	%	%	%
NET Favourable	72	68	74	63	62	62
Very favourable	28	23	31	21	14	16
Somewhat favourable	45	45	43	43	48	46
Somewhat unfavourable	18	18	15	19	22	20
Very unfavourable	10	14	11	18	16	18
NET Unfavourable	28	32	26	37	38	38

Q. Thinking of the leaders of the federal parties, would you say your overall impressions of Bloc Quebecois leader Gilles Duceppe is very favourable, somewhat favourable, somewhat unfavourable, or very unfavourable?

Base: Those who have an opinion (Proportions exclude "don't know" responses)

Impressions of Green Party leader Elizabeth May

BC Battleground Ridings

	Sept. 4-6	Sept 20-21
n=	315	201
	%	%
NET Favourable	57	66
Very favourable	9	10
Somewhat favourable	47	56
Somewhat unfavourable	29	21
Very unfavourable	15	14
NET Unfavourable	43	34
GAP: Favourable - Unfavourable	+14	+32

Ontario Battleground Ridings

	Sept. 4-6	Sept 20-21
n=	325	202
	%	%
NET Favourable	57	55
Very favourable	13	10
Somewhat favourable	45	44
Somewhat unfavourable	22	23
Very unfavourable	20	22
NET Unfavourable	43	45
GAP: Favourable - Unfavourable	+14	+10

Quebec Battleground Ridings

	Sept. 4-6	Sept 20-21
n=	227	165
	%	%
NET Favourable	58	56
Very favourable	5	12
Somewhat favourable	53	44
Somewhat unfavourable	23	19
Very unfavourable	19	25
NET Unfavourable	42	44
GAP: Favourable - Unfavourable	+16	+13

What is your overall impression of Elizabeth May?

Canada

	May 2-8 2005	Oct 6-13 2005	Jan 12-15 2006
n=	247	500	370
	%	%	%
NET Favourable	58	56	62
Very favourable	12	9	7
Somewhat favourable	46	47	55
Somewhat unfavourable	25	26	22
Very unfavourable	17	18	16
NET Unfavourable	42	44	38

Q. Thinking of the leaders of the federal parties, would you say your overall impressions of Green Party leader Elizabeth May is very favourable, somewhat favourable, somewhat unfavourable, or very unfavourable?

Base: Those who have an opinion (Proportions exclude "don't know" responses)