



The Strategic Counsel

The Strategic Counsel

www.thestrategiccounsel.com

21 St. Clair Avenue East
Suite 1100
Toronto, Ontario
M4T 1L9
Tel 416 975-4465
Fax 416 975-1883

60 George Street
Suite 205
Ottawa, Ontario
K1N 1J4
Tel 613 236-0296
Fax 613 236-1290



A Report To The Globe and Mail and CTV

2008 Federal Election: Battleground
Tracking

September 13-15, 2008

Methodology

- ◆ The Strategic Counsel is pleased to present findings from three surveys of the Battleground Regions of Ontario (n=420), Quebec (n=405) and British Columbia (n=390)
- ◆ Forty-five of the most hotly contested ridings from Quebec, Ontario and British Columbia comprise the *Battleground 2008*.
- ◆ Quebec, Ontario and British Columbia were chosen because they possess the highest concentration of ridings where multiple Parties are likely to have the toughest competition.
- ◆ In the Federal Election of 2006 and subsequent By-Elections, these forty-five ridings were home to the tightest races in the most populous Provinces in the Country.
- ◆ The forty-five ridings consist of the 20 tightest races in Ontario, the 15 closest races in Quebec and the 10 tightest races in British Columbia from the 2006 Federal Election and subsequent By-Elections.
- ◆ Results are based on random samples of adults 18 years of age or older in each of the 45 ridings constituting the *Battleground 2008*. Results were weighted by age to be proportionate to the provincial population sampled.
- ◆ Data collection for this report was conducted between September 4th to 15th, 2008.

Note: Proportions may not sum to 100% due to rounding

The Battlegrounds

British Columbia

- ◆ Vancouver Quadra, Vancouver Island North, West Vancouver-Sunshine Coast-Sea to Sky Country, Fleetwood-Port Kells, Newton-North Delta, Burnaby-Douglas, Esquimalt-Juan de Fuca, Richmond, Pitt Meadows-Maple Ridge-Mission, North Vancouver.

Ontario

- ◆ Parry Sound-Muskoka, Glengarry-Prescott-Russell, St. Catharines, Hamilton East-Stoney Creek, Brant, Thunder Bay-Superior North, Oakville, Thunder Bay-Rainy River, Huron-Bruce, London-Fanshaw, Ottawa-Orléans, Simcoe North, London West, Barrie, Kitchener-Conestoga, Halton, Peterborough, Algoma-Manitoulin-Kapuskasing, Burlington, Mississauga South.

Quebec

- ◆ Louis-Hébert, Ahuntsic, Beauport-Limoilou, Brossard-La Prairie, Papineau, Charlesbourg—Haut-Saint-Charles, Hull-Aylmer, Honoré-Mercier, Saint-Hyacinthe-Bagot, Pontiac, Jeanne-Le Ber, Laval-Les Îles, Gatineau, Chicoutimi-Le Fjord, Brome-Missisquoi.

Sample Distribution and Margin of Error

		Sample Size	Margin of Error (\pm)
British Columbia battleground ridings	(3 days)	390	5.0%
	(2 days)	260	6.1%
Ontario battleground ridings	(3 days)	420	4.8%
	(2 days)	280	5.9%
Quebec battleground ridings	(3 days)	405	4.9%
	(2 days)	270	6.0%
Liberal held ridings		393	4.9%
Conservative held ridings		335	5.4%
Bloc Quebecois held ridings		157	7.8%

Detailed Findings

Is Canada on the right track?

BC Battleground Ridings

	Sept. 4-6	Sept. 5-7	Sept. 6-8	Sept. 7-9	Sept. 8-10	Sept. 9-11	Sept. 10-13	Sept. 11-14	Sept. 13-15
n=	450	430	410	390	390	390	390	390	390
	%	%	%	%	%	%	%	%	%
On the right track	57	54	55	54	57	54	52	52	52
On the wrong track	28	31	31	33	33	33	32	30	28
DK/NA/Ref	15	15	14	13	11	14	16	19	20

Ontario Battleground Ridings

	Sept. 4-6	Sept. 5-7	Sept. 6-8	Sept. 7-9	Sept. 8-10	Sept. 9-11	Sept. 10-13	Sept. 11-14	Sept. 13-15
n=	480	460	440	420	420	420	420	420	420
	%	%	%	%	%	%	%	%	%
On the right track	53	56	57	54	52	52	53	50	50
On the wrong track	31	28	28	31	34	34	33	31	32
DK/NA/Ref	17	15	15	15	15	15	14	19	18

Quebec Battleground Ridings

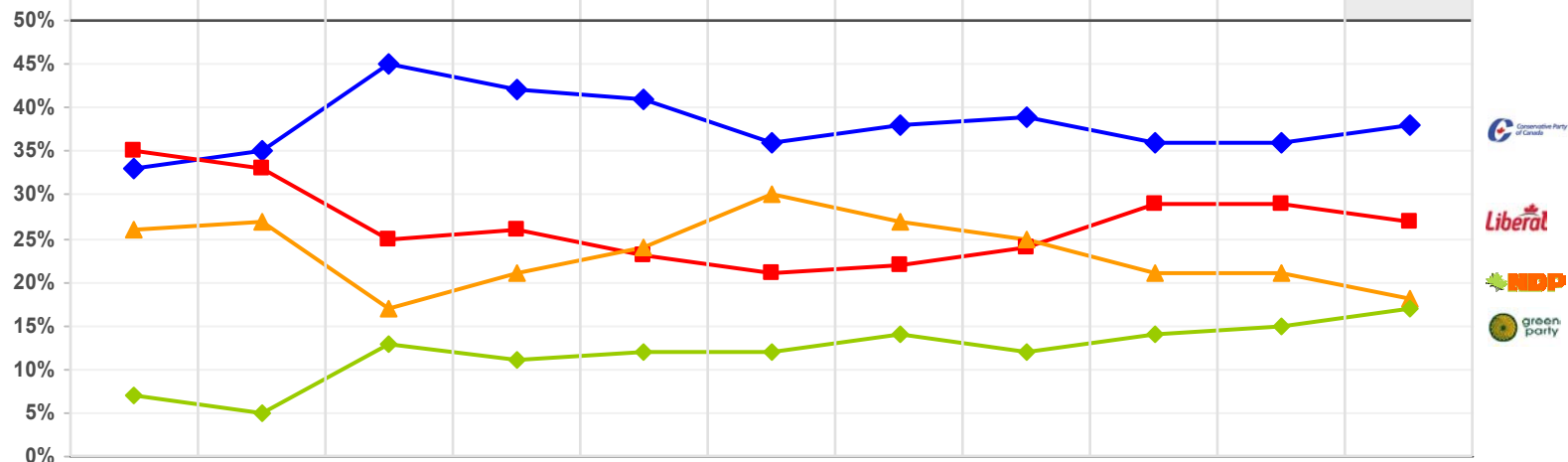
	Sept. 4-6	Sept. 5-7	Sept. 6-8	Sept. 7-9	Sept. 8-10	Sept. 9-11	Sept. 10-13	Sept. 11-14	Sept. 13-15
n=	450	435	420	405	405	405	405	405	405
	%	%	%	%	%	%	%	%	%
On the right track	60	59	57	55	53	52	51	51	47
On the wrong track	32	32	32	32	34	35	35	35	38
DK/NA/Ref	8	9	11	13	13	13	14	14	15

Q. Right now, do you think that overall the country is on the right track or the wrong track?

Base: All respondents

How do they vote today? BC Battlegrounds

	2004	2006	2008								
			Sept. 4-6	Sept. 5-7	Sept. 6-8	Sept. 7-9	Sept. 8-10	Sept. 9-11	Sept. 10-13	Sept. 11-14	Sept. 13-15
			450	430	410	390	390	390	390	390	390
	%	%	%	%	%	%	%	%	%	%	%
Conservative candidate	33	35	45	42	41	36	38	39	36	36	38
Liberal candidate	35	33	25	26	23	21	22	24	29	29	27
NDP candidate	26	27	17	21	24	30	27	25	21	21	18
Bloc Quebecois candidate	-	-	-	-	-	-	-	-	-	-	-
Green Party candidate	7	5	13	11	12	12	14	12	14	15	17



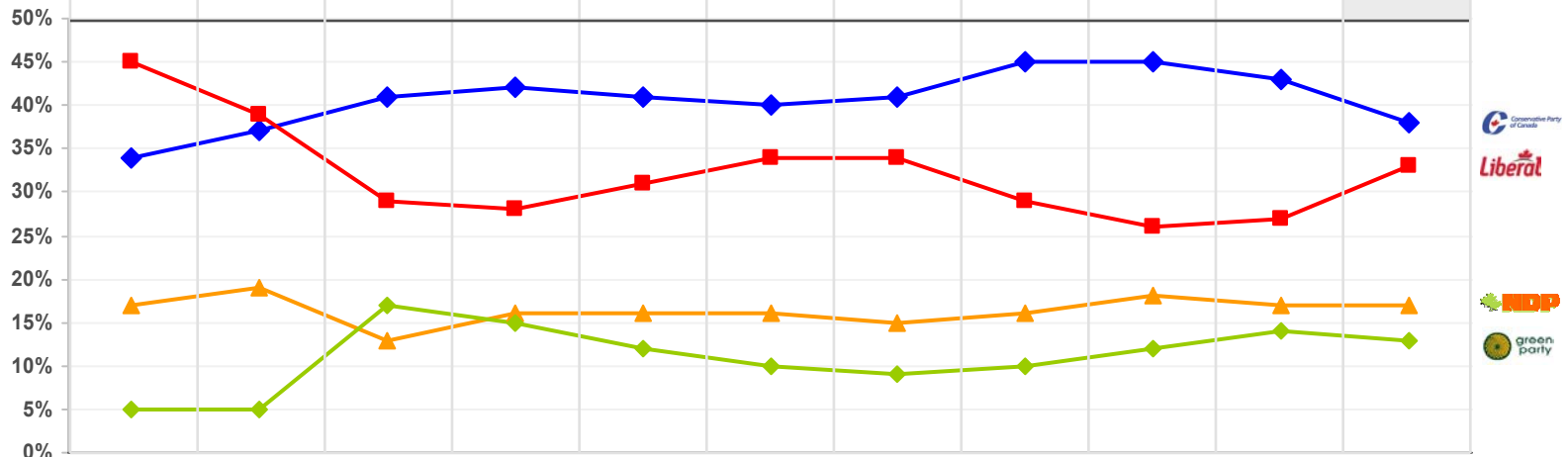
Q. If the federal election was being held tomorrow, do you think you'd be supporting the (ROTATE LIST) Liberal candidate in your area, Conservative candidate in your area, the NDP candidate in your area, or the Green Party candidate in your area or (QUEBEC ONLY) Bloc Quebecois candidate in your area?

Q. In that case, which party's candidate in your local area would you be leaning towards at this time? Would it be the (ROTATE LIST) Liberal candidate in your area, Conservative candidate in your area, the NDP candidate in your area, Green Party candidate in your area or (QUEBEC ONLY) Bloc Quebecois candidate in your area?

Base: Total sample

How do they vote today? Ontario Battlegrounds

	2004	2006	2008								
			Sept. 4-6	Sept. 5-7	Sept. 6-8	Sept. 7-9	Sept. 8-10	Sept. 9-11	Sept. 10-13	Sept. 11-14	Sept. 13-15
			480	430	410	420	420	420	420	420	420
	%	%	%	%	%	%	%	%	%	%	%
Conservative candidate	34	37	41	42	41	40	41	45	45	43	38
Liberal candidate	45	39	29	28	31	34	34	29	26	27	33
NDP candidate	17	19	13	16	16	16	15	16	18	17	17
Bloc Quebecois candidate	-	-	-	-	-	-	-	-	-	-	-
Green Party candidate	5	5	17	15	12	10	9	10	12	14	13



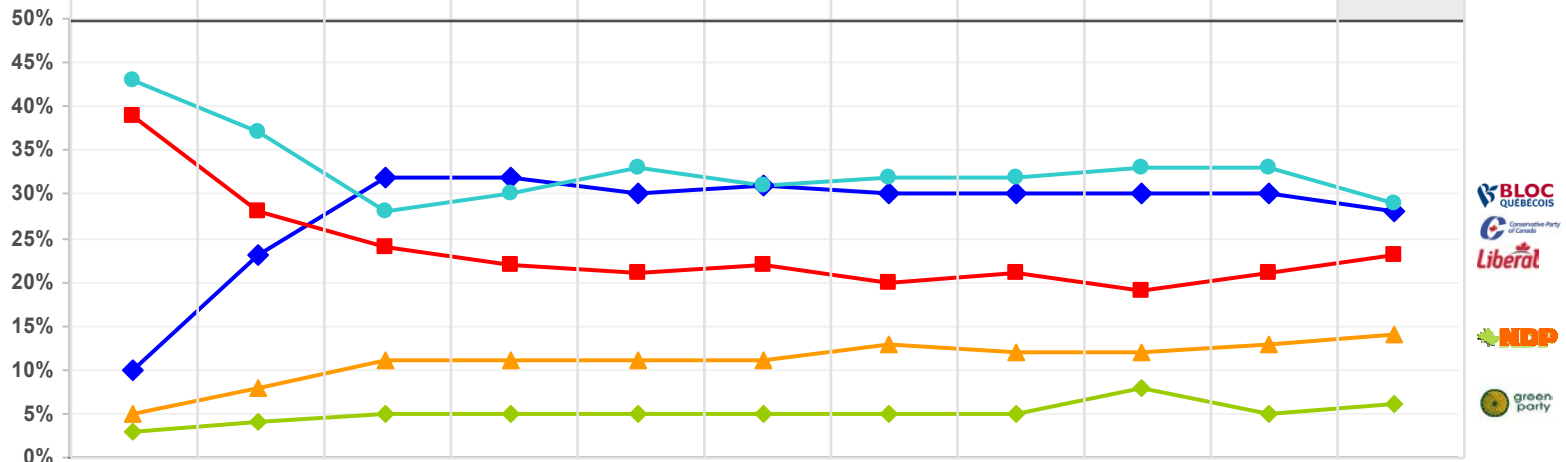
Q. If the federal election was being held tomorrow, do you think you'd be supporting the (ROTATE LIST) Liberal candidate in your area, Conservative candidate in your area, the NDP candidate in your area, or the Green Party candidate in your area or (QUEBEC ONLY) Bloc Quebecois candidate in your area?

Q. In that case, which party's candidate in your local area would you be leaning towards at this time? Would it be the (ROTATE LIST) Liberal candidate in your area, Conservative candidate in your area, the NDP candidate in your area, Green Party candidate in your area or (QUEBEC ONLY) Bloc Quebecois candidate in your area?

Base: Total sample

How do they vote today? Quebec Battlegrounds

	2004	2006	2008								
			Sept. 4-6	Sept. 5-7	Sept. 6-8	Sept. 7-9	Sept. 8-10	Sept. 9-11	Sept. 10-13	Sept. 11-14	Sept. 13-15
			450	430	410	405	405	405	405	405	405
	%	%	%	%	%	%	%	%	%	%	%
Conservative candidate	10	23	32	32	30	31	30	30	30	30	28
Liberal candidate	39	28	24	22	21	22	20	21	19	21	23
NDP candidate	5	8	11	11	11	11	13	12	12	13	14
Bloc Quebecois candidate	43	37	28	30	33	31	32	32	33	33	29
Green Party candidate	3	4	5	5	5	5	5	5	8	5	6



Q. If the federal election was being held tomorrow, do you think you'd be supporting the (ROTATE LIST) Liberal candidate in your area, Conservative candidate in your area, the NDP candidate in your area, or the Green Party candidate in your area or (QUEBEC ONLY) Bloc Quebecois candidate in your area?

Q. In that case, which party's candidate in your local area would you be leaning towards at this time? Would it be the (ROTATE LIST) Liberal candidate in your area, Conservative candidate in your area, the NDP candidate in your area, Green Party candidate in your area or (QUEBEC ONLY) Bloc Quebecois candidate in your area?

Base: Total sample

How well are the Liberals and the Conservatives doing in ridings they won in the last election?

	Liberal Ridings									Conservative Ridings								Bloc Ridings									
	2006	2008								2006	2008							2006	2008								
		Sept. 4-7	Sept. 5-8	Sept. 6-9	Sept. 7-10	Sept. 8-11	Sept. 10-13	Sept. 11-14	Sept. 13-15		Sept. 4-7	Sept. 5-8	Sept. 6-9	Sept. 7-10	Sept. 8-11	Sept. 10-13	Sept. 11-14		Sept. 13-15	Sept. 4-7	Sept. 5-8	Sept. 6-9	Sept. 7-10	Sept. 8-11	Sept. 10-13	Sept. 11-14	Sept. 13-15
n=	567	564	531	508	519	483	399	393	532	446	438	429	430	396	333	335	249	238	228	222	221	216	158	157			
	%	%	%	%	%	%	%	%	%	%	%	%	%	%	%	%	%	%	%	%	%	%	%	%			
Conservative Party	31	36	34	34	34	36	37	34	32	40	47	48	51	50	48	48	45	42	19	29	26	24	23	25	26	29	24
Liberal Party	39	29	31	32	34	32	29	29	33	32	26	26	25	25	25	24	25	29	30	20	20	20	16	19	19	19	23
NDP	19	18	19	19	18	17	17	19	17	15	10	11	12	15	15	15	12	11	8	12	12	13	14	13	14	14	16
Bloc Quebecois	6	3	3	3	4	4	5	5	4	8	5	5	5	4	5	5	7	6	40	35	37	39	41	39	37	35	33
Green Party	5	14	13	12	11	12	13	13	14	5	12	9	7	7	7	9	11	12	3	5	5	4	6	5	5	3	4

Q. If the federal election was being held tomorrow, do you think you'd be supporting the (ROTATE LIST) Liberal candidate in your area, Conservative candidate in your area, the NDP candidate in your area, or the Green Party candidate in your area or (QUEBEC ONLY) Bloc Quebecois candidate in your area?

Q. In that case, which party's candidate in your local area would you be leaning towards at this time? Would it be the (ROTATE LIST) Liberal candidate in your area, Conservative candidate in your area, the NDP candidate in your area, Green Party candidate in your area or (QUEBEC ONLY) Bloc Quebecois candidate in your area?

Base: Decided voters

How the Ridings Vote – Key Demographics

BC Battleground Ridings

	Age						Education					
	18-34		35-49		50+		High school or less		Some Post-Secondary		Graduated College or University	
	Sept. 4-8	Sept. 10-15	Sept. 4-8	Sept. 10-15	Sept. 4-8	Sept. 10-15	Sept. 4-8	Sept. 10-15	Sept. 4-8	Sept. 10-15	Sept. 4-8	Sept. 10-15
n=	85	74	137	126	329	341	98	96	108	96	340	345
	%	%	%	%	%	%	%	%	%	%	%	%
Conservative candidate	34	34	37	32	48	47	48	43	42	43	40	37
Liberal candidate	27	30	30	35	22	22	16	18	22	29	28	30
NDP candidate	16	14	24	21	23	20	26	23	21	16	19	19
Bloc Quebecois candidate	-	-	-	-	-	-	-	-	-	-	-	-
Green Party candidate	23	22	9	13	8	11	11	16	15	12	13	15

BC Battleground Ridings

	Income						Gender			
	Less than \$49K		\$50K to \$99K		\$100K or more		Male		Female	
	Sept. 4-8	Sept. 10-15	Sept. 4-8	Sept. 10-15	Sept. 4-8	Sept. 10-15	Sept. 4-8	Sept. 10-15	Sept. 4-8	Sept. 10-15
n=	156	137	192	205	138	128	287	289	279	265
	%	%	%	%	%	%	%	%	%	%
Conservative candidate	36	36	38	37	48	40	49	40	34	38
Liberal candidate	21	21	27	26	27	39	24	28	26	28
NDP candidate	27	24	22	20	15	12	15	20	27	18
Bloc Quebecois candidate	-	-	-	-	-	-	-	-	-	-
Green Party candidate	16	19	13	17	11	10	12	13	13	17

Q. If the federal election was being held tomorrow, do you think you'd be supporting the (ROTATE LIST) Liberal candidate in your area, Conservative candidate in your area, the NDP candidate in your area, or the Green Party candidate in your area or (QUEBEC ONLY) Bloc Quebecois candidate in your area?

Q. In that case, which federal party's candidate in your local area would you be leaning towards at this time? Would it be the (ROTATE LIST) Liberal candidate in your area, Conservative candidate in your area, the NDP candidate in your area, Green Party candidate in your area or (QUEBEC ONLY) Bloc Quebecois candidate in your area?

Base: Decided Voters

How the Ridings Vote – Key Demographics

Ontario Battleground Ridings

	Age						Education					
	18-34		35-49		50+		High school or less		Some Post-Secondary		Graduated College or University	
	Sept. 4-8	Sept. 10-15	Sept. 4-8	Sept. 10-15	Sept. 4-8	Sept. 10-15	Sept. 4-8	Sept. 10-15	Sept. 4-8	Sept. 10-15	Sept. 4-8	Sept. 10-15
n=	88	71	174	156	366	337	134	118	109	92	387	349
	%	%	%	%	%	%	%	%	%	%	%	%
Conservative candidate	30	27	43	44	45	45	38	38	42	49	41	38
Liberal candidate	31	33	31	29	31	30	28	29	28	21	33	33
NDP candidate	13	24	14	15	16	16	13	22	14	21	15	16
Bloc Quebecois candidate	-	-	-	-	-	-	-	-	-	-	-	-
Green Party candidate	26	17	12	12	8	10	22	11	16	10	11	13

Ontario Battleground Ridings

	Income						Gender			
	Less than \$49K		\$50K to \$99K		\$100K or more		Male		Female	
	Sept. 4-8	Sept. 10-15	Sept. 4-8	Sept. 10-15	Sept. 4-8	Sept. 10-15	Sept. 4-8	Sept. 10-15	Sept. 4-8	Sept. 10-15
n=	183	151	217	206	166	144	327	296	312	280
	%	%	%	%	%	%	%	%	%	%
Conservative candidate	34	39	39	38	51	43	46	47	34	33
Liberal candidate	27	28	31	32	31	33	27	26	35	35
NDP candidate	21	25	15	19	7	12	12	15	17	21
Bloc Quebecois candidate	-	-	-	-	-	-	-	-	-	-
Green Party candidate	18	9	15	11	11	12	15	12	14	11

Q. If the federal election was being held tomorrow, do you think you'd be supporting the (ROTATE LIST) Liberal candidate in your area, Conservative candidate in your area, the NDP candidate in your area, or the Green Party candidate in your area or (QUEBEC ONLY) Bloc Quebecois candidate in your area?

Q. In that case, which federal party's candidate in your local area would you be leaning towards at this time? Would it be the (ROTATE LIST) Liberal candidate in your area, Conservative candidate in your area, the NDP candidate in your area, Green Party candidate in your area or (QUEBEC ONLY) Bloc Quebecois candidate in your area?

Base: Decided Voters

How the Ridings Vote – Key Demographics

Quebec Battleground Ridings

	Age						Education					
	18-34		35-49		50+		High school or less		Some Post-Secondary		Graduated College or University	
	Sept. 4-8	Sept. 10-15	Sept. 4-8	Sept. 10-15	Sept. 4-8	Sept. 10-15	Sept. 4-8	Sept. 10-15	Sept. 4-8	Sept. 10-15	Sept. 4-8	Sept. 10-15
n=	112	108	148	159	292	227	174	135	51	63	327	296
	%	%	%	%	%	%	%	%	%	%	%	%
Conservative candidate	22	25	32	23	37	34	36	36	30	23	30	26
Liberal candidate	20	21	23	18	23	22	24	27	24	13	21	19
NDP candidate	14	13	10	18	9	10	8	7	12	12	12	17
Bloc Quebecois candidate	38	32	27	34	29	31	28	30	26	43	33	30
Green Party candidate	6	9	8	6	3	4	5	1	8	9	5	7

Quebec Battleground Ridings

	Income						Gender			
	Less than \$49K		\$50K to \$99K		\$100K or more		Male		Female	
	Sept. 4-8	Sept. 10-15	Sept. 4-8	Sept. 10-15	Sept. 4-8	Sept. 10-15	Sept. 4-8	Sept. 10-15	Sept. 4-8	Sept. 10-15
n=	192	205	189	156	90	83	292	237	264	266
	%	%	%	%	%	%	%	%	%	%
Conservative candidate	31	25	34	29	35	35	35	31	27	25
Liberal candidate	20	22	24	16	19	24	21	20	24	22
NDP candidate	11	13	9	19	10	9	11	13	11	13
Bloc Quebecois candidate	33	36	27	28	34	27	28	29	33	34
Green Party candidate	4	4	6	9	4	6	5	7	5	5

Q. If the federal election was being held tomorrow, do you think you'd be supporting the (ROTATE LIST) Liberal candidate in your area, Conservative candidate in your area, the NDP candidate in your area, or the Green Party candidate in your area or (QUEBEC ONLY) Bloc Quebecois candidate in your area?

Q. In that case, which federal party's candidate in your local area would you be leaning towards at this time? Would it be the (ROTATE LIST) Liberal candidate in your area, Conservative candidate in your area, the NDP candidate in your area, Green Party candidate in your area or (QUEBEC ONLY) Bloc Quebecois candidate in your area?

Base: Decided Voters

Second Party Choice

BC Battleground Ridings

Sept 13-15, 2008					
First Choice					
	Conservative Voters	Liberal Voters	NDP Voters	Bloc Voters	Green Party
n=	140	85	62	-	47
	%	%	%	%	%
Conservative Party – Second Choice	-	28	10	-	16
Liberal Party – Second Choice	43	-	37	-	26
NDP – Second Choice	16	39	-	-	40
Bloc Quebecois – Second Choice	-	-	-	-	-
Green Party – Second Choice	13	21	34	-	-
Other/Undecided/Won't Vote	29	13	20	-	18

Ontario Battleground Ridings

Sept 13-15, 2008					
First Choice					
	Conservative Voters	Liberal Voters	NDP Voters	Bloc Voters	Green Party
n=	143	109	57	-	37
	%	%	%	%	%
Conservative Party – Second Choice	-	29	15	-	15
Liberal Party – Second Choice	33	-	47	-	39
NDP – Second Choice	21	26	-	-	19
Bloc Quebecois – Second Choice	-	-	-	-	-
Green Party – Second Choice	12	24	28	-	-
Other/Undecided/Won't Vote	34	21	11	-	28

Quebec Battleground Ridings

Sept 13-15, 2008					
First Choice					
	Conservative Voters	Liberal Voters	NDP Voters	Bloc Voters	Green Party
n=	86	68	45	91	20
	%	%	%	%	%
Conservative Party – Second Choice	-	29	-	15	4
Liberal Party – Second Choice	25	-	23	15	19
NDP – Second Choice	19	18	-	39	16
Bloc Quebecois – Second Choice	17	17	33	-	21
Green Party – Second Choice	2	9	28	14	-
Other/Undecided/Won't Vote	38	27	16	18	41

Q. Which federal party's candidate would be your second choice? Would it be the Liberal candidate in your area, the Conservative candidate in your area, the NDP candidate in your area, Green Party candidate in your area or (QUEBEC ONLY) Bloc Quebecois candidate in your area?

Base: Decided voters

Momentum towards the election

BC Battleground Ridings

	Sept. 4-6	Sept. 5-7	Sept. 6-8	Sept. 7-9	Sept. 8-10	Sept 9-11	Sept 10-13	Sept 11-14	Sept 13-15
n=	450	430	410	390	390	390	390	390	390
	%	%	%	%	%	%	%	%	%
Conservative candidate	43	42	41	41	40	38	36	38	40
Liberal candidate	17	15	11	11	11	10	10	8	9
NDP candidate	10	12	11	12	11	12	13	12	13
Bloc Quebecois candidate	-	-	-	-	-	-	-	-	-
Green Party candidate	6	5	5	6	7	11	11	11	8
Other/None/Don't know	25	26	31	31	31	28	30	30	29

Ontario Battleground Ridings

	Sept. 4-6	Sept. 5-7	Sept. 6-8	Sept. 7-9	Sept. 8-10	Sept 9-11	Sept 10-13	Sept 11-14	Sept 13-15
n=	480	460	440	420	420	420	420	420	420
	%	%	%	%	%	%	%	%	%
Conservative candidate	42	42	42	41	44	44	45	41	43
Liberal candidate	15	14	14	12	14	13	15	13	13
NDP candidate	8	8	8	11	10	7	7	7	10
Bloc Quebecois candidate	-	-	-	-	-	-	-	-	-
Green Party candidate	5	6	7	7	7	9	11	11	10
Other/None/Don't know	30	31	29	29	26	28	22	28	25

Quebec Battleground Ridings

	Sept. 4-6	Sept. 5-7	Sept. 6-8	Sept. 7-9	Sept. 8-10	Sept 9-11	Sept 10-13	Sept 11-14	Sept 13-15
n=	450	435	420	405	405	405	405	405	405
	%	%	%	%	%	%	%	%	%
Conservative candidate	53	51	51	54	50	50	45	49	50
Liberal candidate	15	13	11	9	11	12	12	9	10
NDP candidate	7	8	9	8	7	7	8	9	9
Bloc Quebecois candidate	5	6	7	8	9	9	8	7	5
Green Party candidate	2	2	1	2	3	4	4	4	3
Other/None/Don't know	18	21	20	19	20	19	23	22	23

Q. From what you can tell, which party, if any, is gaining the most popularity and momentum leading up to a possible federal election?

Base: All respondents

Is it time for change?

BC Battleground Ridings

	Sept. 4-6	Sept. 5-7	Sept. 6-8	Sept. 13-15
n=	450	430	410	390
	%	%	%	%
It's time for a change and a new government should be voted in	40	41	42	49
Now would be the wrong time to make a change	51	49	48	42
DK/NA/Ref	9	10	10	9

Ontario Battleground Ridings

	Sept. 4-6	Sept. 5-7	Sept. 6-8	Sept. 13-15
n=	480	460	440	420
	%	%	%	%
It's time for a change and a new government should be voted in	43	44	47	46
Now would be the wrong time to make a change	48	49	46	41
DK/NA/Ref	9	7	7	13

Quebec Battleground Ridings

	Sept. 4-6	Sept. 5-7	Sept. 6-8	Sept. 13-15
n=	450	435	420	405
	%	%	%	%
It's time for a change and a new government should be voted in	45	49	48	51
Now would be the wrong time to make a change	49	44	44	39
DK/NA/Ref	6	6	9	10

Q. Some people have been saying it's time for a change and that a new government should be voted in. Other people have said that now would be the wrong time to make a change and we should return the Conservatives to power. Which one of these two views best represents your own?

Base: All respondents

Are voters concerned about a Conservative majority?

“The thought of Stephen Harper with a Majority worries me...”

BC Battleground Ridings

	Sept 14-15
n=	260
	%
NET Agree	48
Strongly agree	29
Somewhat agree	19
Somewhat Disagree	20
Strongly Disagree	24
NET Disagree	44
Don't Know/Refused	8

Ontario Battleground Ridings

	Sept 14-15
n=	280
	%
NET Agree	53
Strongly agree	36
Somewhat agree	17
Somewhat Disagree	18
Strongly Disagree	17
NET Disagree	36
Don't Know/Refused	12

Quebec Battleground Ridings

	Sept 14-15
n=	270
	%
NET Agree	61
Strongly agree	41
Somewhat agree	20
Somewhat Disagree	14
Strongly Disagree	21
NET Disagree	35
Don't Know/Refused	4

Q. Please tell me whether you strongly agree, somewhat agree, somewhat disagree, or strongly disagree with these statements ...

Base: All respondents

Do voters want to see third parties in the House of Commons?

“Its more important to have parties like the NDP and Green Party in the House of Commons than whether or not the Conservatives win a majority...”

BC Battleground Ridings

	Sept 14-15
n=	260
	%
NET Agree	61
Strongly agree	29
Somewhat agree	33
Somewhat Disagree	14
Strongly Disagree	14
NET Disagree	28
DK/NA/Ref	11

Ontario Battleground Ridings

	Sept 14-15
n=	280
	%
NET Agree	66
Strongly agree	32
Somewhat agree	34
Somewhat Disagree	10
Strongly Disagree	11
NET Disagree	21
DK/NA/Ref	13

Quebec Battleground Ridings

	Sept 14-15
n=	270
	%
NET Agree	70
Strongly agree	45
Somewhat agree	24
Somewhat Disagree	12
Strongly Disagree	13
NET Disagree	25
DK/NA/Ref	5

Q. Please tell me whether you strongly agree, somewhat agree, somewhat disagree, or strongly disagree with these statements ...

Base: All respondents

Do voters like Stephen Harper's recent announcement that he will to bring home all of Canada's troops from Afghanistan in 2011?

BC Battleground Ridings

	Sept 14-15
n=	260
	%
More Likely to vote Conservative	43
Less Likely to vote Conservative	25
Makes not Difference	23
DK/NA/Ref	9

Ontario Battleground Ridings

	Sept 14-15
n=	280
	%
More Likely to vote Conservative	40
Less Likely to vote Conservative	25
Makes not Difference	19
DK/NA/Ref	16

Quebec Battleground Ridings

	Sept 14-15
n=	270
	%
More Likely to vote Conservative	25
Less Likely to vote Conservative	24
Makes not Difference	51
DK/NA/Ref	<1

Q. As you may know, Prime Minister Stephen Harper recently announced that he intends to bring home all of Canada's troops from Afghanistan in 2011. Does knowing this make you more likely or less likely to vote Conservative?

Base: All respondents