



The Strategic Counsel

The Strategic Counsel

www.thestrategiccounsel.com

21 St. Clair Avenue East
Suite 1100
Toronto, Ontario
M4T 1L9
Tel 416 975-4465
Fax 416 975-1883

60 George Street
Suite 205
Ottawa, Ontario
K1N 1J4
Tel 613 236-0296
Fax 613 236-1290



A Report To The Globe and Mail and CTV

2008 Federal Election: Battleground
Tracking

September 9-11, 2008

Methodology

- ◆ The Strategic Counsel is pleased to present findings from three surveys of the Battleground Regions of Ontario (n=420), Quebec (n=405) and British Columbia (n=390)
- ◆ Forty-five of the most hotly contested ridings from Quebec, Ontario and British Columbia comprise the *Battleground 2008*.
- ◆ Quebec, Ontario and British Columbia were chosen because they possess the highest concentration of ridings where multiple Parties are likely to have the toughest competition.
- ◆ In the Federal Election of 2006 and subsequent By-Elections, these forty-five ridings were home to the tightest races in the most populous Provinces in the Country.
- ◆ The forty-five ridings consist of the 20 tightest races in Ontario, the 15 closest races in Quebec and the 10 tightest races in British Columbia from the 2006 Federal Election and subsequent By-Elections.
- ◆ Results are based on random samples of adults 18 years of age or older in each of the 45 ridings constituting the *Battleground 2008*. Results were weighted by age to be proportionate to the provincial population sampled.
- ◆ Data collection for this report was conducted between September 4th to 11th, 2008.

Note: Proportions may not sum to 100% due to rounding

The Battlegrounds

British Columbia

- ◆ Vancouver Quadra, Vancouver Island North, West Vancouver-Sunshine Coast-Sea to Sky Country, Fleetwood-Port Kells, Newton-North Delta, Burnaby-Douglas, Esquimalt-Juan de Fuca, Richmond, Pitt Meadows-Maple Ridge-Mission, North Vancouver.

Ontario

- ◆ Parry Sound-Muskoka, Glengarry-Prescott-Russell, St. Catharines, Hamilton East-Stoney Creek, Brant, Thunder Bay-Superior North, Oakville, Thunder Bay-Rainy River, Huron-Bruce, London-Fanshaw, Ottawa-Orléans, Simcoe North, London West, Barrie, Kitchener-Conestoga, Halton, Peterborough, Algoma-Manitoulin-Kapuskasing, Burlington, Mississauga South.

Quebec

- ◆ Louis-Hébert, Ahuntsic, Beauport-Limoilou, Brossard-La Prairie, Papineau, Charlesbourg—Haut-Saint-Charles, Hull-Aylmer, Honoré-Mercier, Saint-Hyacinthe-Bagot, Pontiac, Jeanne-Le Ber, Laval-Les Îles, Gatineau, Chicoutimi-Le Fjord, Brome-Missisquoi.

Sample Distribution and Margin of Error

	Sample Size	Margin of Error (\pm)
British Columbia battleground ridings	390	5.0%
Ontario battleground ridings	420	4.8%
Quebec battleground ridings	405	4.9%
Liberal held ridings	519	4.3%
Conservative held ridings	430	4.7%
Bloc Quebecois held ridings	221	6.6%

Detailed Findings

Is Canada on the right track?

BC Battleground Ridings

	Sept. 4-6	Sept. 5-7	Sept. 6-8	Sept. 7-9	Sept. 8-10	Sept 9-11
n=	450	430	410	390	390	390
	%	%	%	%	%	%
On the right track	57	54	55	54	57	54
On the wrong track	28	31	31	33	33	33
DK/NA/Ref	15	15	14	13	11	14

Ontario Battleground Ridings

	Sept. 4-6	Sept. 5-7	Sept. 6-8	Sept. 7-9	Sept. 8-10	Sept 9-11
n=	480	460	440	420	420	420
	%	%	%	%	%	%
On the right track	53	56	57	54	52	52
On the wrong track	31	28	28	31	34	34
DK/NA/Ref	17	15	15	15	15	15

Quebec Battleground Ridings

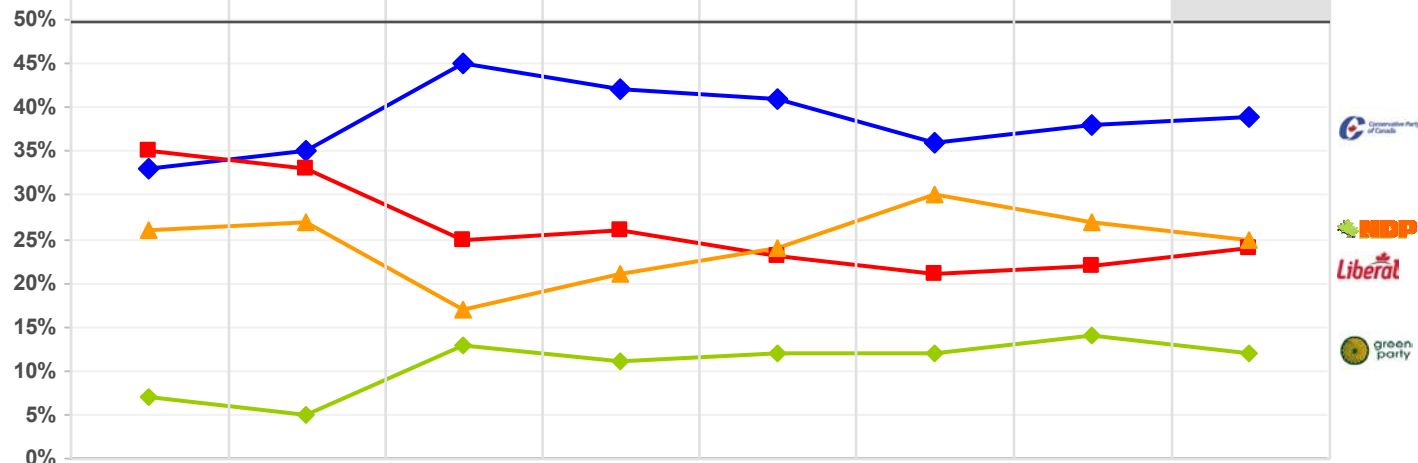
	Sept. 4-6	Sept. 5-7	Sept. 6-8	Sept. 7-9	Sept. 8-10	Sept 9-11
n=	450	435	420	405	405	405
	%	%	%	%	%	%
On the right track	60	59	57	55	53	52
On the wrong track	32	32	32	32	34	35
DK/NA/Ref	8	9	11	13	13	13

Q. Right now, do you think that overall the country is on the right track or the wrong track?

Base: All respondents

How do they vote today? BC Battlegrounds

	2004	2006	2008					Sept. 9-11
			Sept. 4-6	Sept. 5-7	Sept. 6-8	Sept. 7-9	Sept. 8-10	
			450	430	410	390	390	390
	%	%	%	%	%	%	%	%
Conservative candidate	33	35	45	42	41	36	38	39
Liberal candidate	35	33	25	26	23	21	22	24
NDP candidate	26	27	17	21	24	30	27	25
Bloc Quebecois candidate	-	-	-	-	-	-	-	-
Green Party candidate	7	5	13	11	12	12	14	12



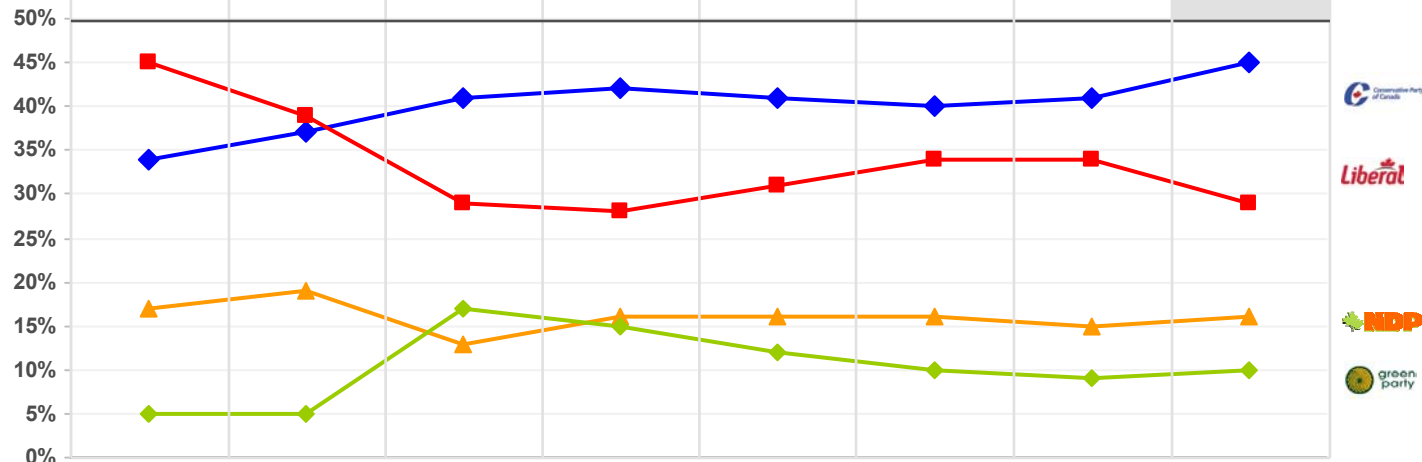
Q. If the federal election was being held tomorrow, do you think you'd be supporting the (ROTATE LIST) Liberal candidate in your area, Conservative candidate in your area, the NDP candidate in your area, or the Green Party candidate in your area or (QUEBEC ONLY) Bloc Quebecois candidate in your area?

Q. In that case, which party's candidate in your local area would you be leaning towards at this time? Would it be the (ROTATE LIST) Liberal candidate in your area, Conservative candidate in your area, the NDP candidate in your area, Green Party candidate in your area or (QUEBEC ONLY) Bloc Quebecois candidate in your area?

Base: Total sample

How do they vote today? Ontario Battlegrounds

	2004	2006	2008					Sept. 9-11
			Sept. 4-6	Sept. 5-7	Sept. 6-8	Sept. 7-9	Sept. 8-10	
			480	430	410	420	420	420
	%	%	%	%	%	%	%	%
Conservative candidate	34	37	41	42	41	40	41	45
Liberal candidate	45	39	29	28	31	34	34	29
NDP candidate	17	19	13	16	16	16	15	16
Bloc Quebecois candidate	-	-	-	-	-	-	-	-
Green Party candidate	5	5	17	15	12	10	9	10



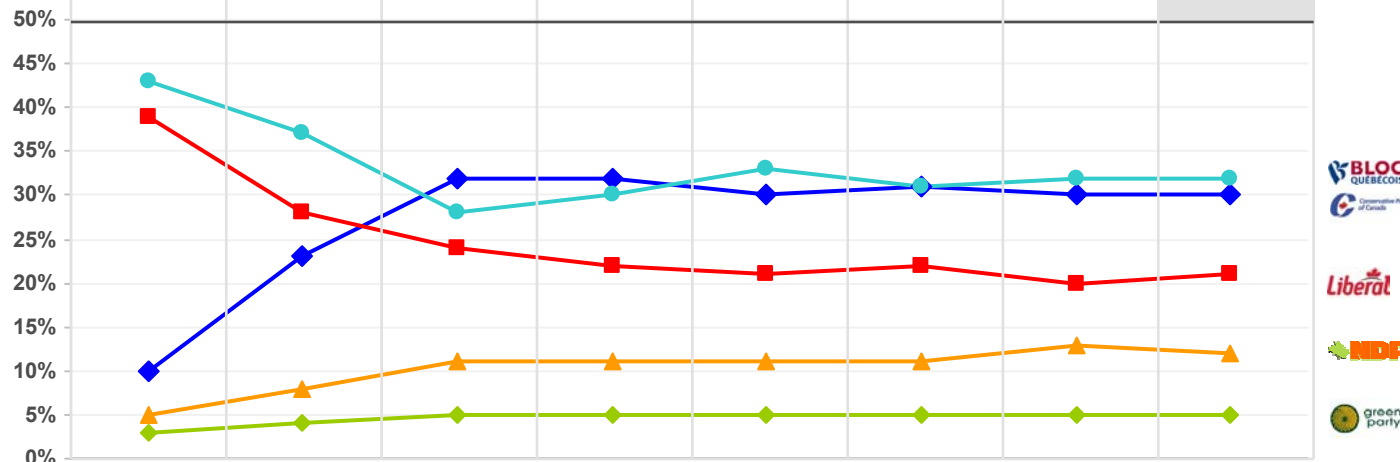
Q. If the federal election was being held tomorrow, do you think you'd be supporting the (ROTATE LIST) Liberal candidate in your area, Conservative candidate in your area, the NDP candidate in your area, or the Green Party candidate in your area or (QUEBEC ONLY) Bloc Quebecois candidate in your area?

Q. In that case, which party's candidate in your local area would you be leaning towards at this time? Would it be the (ROTATE LIST) Liberal candidate in your area, Conservative candidate in your area, the NDP candidate in your area, Green Party candidate in your area or (QUEBEC ONLY) Bloc Quebecois candidate in your area?

Base: Total sample

How do they vote today? Quebec Battlegrounds

	2004	2006	2008					Sept 9-11
			Sept. 4-6	Sept. 5-7	Sept. 6-8	Sept. 7-9	Sept. 8-10	
			450	430	410	405	405	405
	%	%	%	%	%	%	%	%
Conservative candidate	10	23	32	32	30	31	30	30
Liberal candidate	39	28	24	22	21	22	20	21
NDP candidate	5	8	11	11	11	11	13	12
Bloc Quebecois candidate	43	37	28	30	33	31	32	32
Green Party candidate	3	4	5	5	5	5	5	5



Q. If the federal election was being held tomorrow, do you think you'd be supporting the (ROTATE LIST) Liberal candidate in your area, Conservative candidate in your area, the NDP candidate in your area, or the Green Party candidate in your area or (QUEBEC ONLY) Bloc Quebecois candidate in your area?

Q. In that case, which party's candidate in your local area would you be leaning towards at this time? Would it be the (ROTATE LIST) Liberal candidate in your area, Conservative candidate in your area, the NDP candidate in your area, Green Party candidate in your area or (QUEBEC ONLY) Bloc Quebecois candidate in your area?

Base: Total sample

How well are the Liberals and the Conservatives doing in ridings they won in the last election?

n=	Liberal Ridings					Conservative Ridings					Bloc Ridings							
	2006	2008					2006	2008					2006	2008				
		Sept. 4-7	Sept. 5-8	Sept. 6-9	Sept. 7-10	Sept. 8-11		Sept. 4-7	Sept. 5-8	Sept. 6-9	Sept. 7-10	Sept. 8-11		Sept. 4-7	Sept. 5-8	Sept. 6-9	Sept. 7-10	Sept. 8-11
	567	564	531	508	519		532	446	438	429	430		249	238	228	222	221	
	%	%	%	%	%	%	%	%	%	%	%	%	%	%	%	%	%	
Conservative Party	31	36	34	34	34	36	40	47	48	51	50	48	19	29	26	24	23	25
Liberal Party	39	29	31	32	34	32	32	26	26	25	25	25	30	20	20	20	16	19
NDP	19	18	19	19	18	17	15	10	11	12	15	15	8	12	12	13	14	13
Bloc Quebecois	6	3	3	3	4	4	8	5	5	5	4	5	40	35	37	39	41	39
Green Party	5	14	13	12	11	12	5	12	9	7	7	7	3	5	5	4	6	5

Q. If the federal election was being held tomorrow, do you think you'd be supporting the (ROTATE LIST) Liberal candidate in your area, Conservative candidate in your area, the NDP candidate in your area, or the Green Party candidate in your area or (QUEBEC ONLY) Bloc Quebecois candidate in your area?

Q. In that case, which party's candidate in your local area would you be leaning towards at this time? Would it be the (ROTATE LIST) Liberal candidate in your area, Conservative candidate in your area, the NDP candidate in your area, Green Party candidate in your area or (QUEBEC ONLY) Bloc Quebecois candidate in your area?

Base: Decided voters

Momentum towards the election

BC Battleground Ridings

	Sept. 4-6	Sept. 5-7	Sept. 6-8	Sept. 7-9	Sept. 8-10	Sept 9-11
n=	450	430	410	390	390	390
	%	%	%	%	%	%
Conservative candidate	43	42	41	41	40	38
Liberal candidate	17	15	11	11	11	10
NDP candidate	10	12	11	12	11	12
Bloc Quebecois candidate	-	-	-	-	-	-
Green Party candidate	6	5	5	6	7	11
Other/None/Don't know	25	26	31	31	31	28

Ontario Battleground Ridings

	Sept. 4-6	Sept. 5-7	Sept. 6-8	Sept. 7-9	Sept. 8-10	Sept 9-11
n=	480	460	440	420	420	420
	%	%	%	%	%	%
Conservative candidate	42	42	42	41	44	44
Liberal candidate	15	14	14	12	14	13
NDP candidate	8	8	8	11	10	7
Bloc Quebecois candidate	-	-	-	-	-	-
Green Party candidate	5	6	7	7	7	9
Other/None/Don't know	30	31	29	29	26	28

Quebec Battleground Ridings

	Sept. 4-6	Sept. 5-7	Sept. 6-8	Sept. 7-9	Sept. 8-10	Sept 9-11
n=	450	435	420	405	405	405
	%	%	%	%	%	%
Conservative candidate	53	51	51	54	50	50
Liberal candidate	15	13	11	9	11	12
NDP candidate	7	8	9	8	7	7
Bloc Quebecois candidate	5	6	7	8	9	9
Green Party candidate	2	2	1	2	3	4
Other/None/Don't know	18	21	20	19	20	19

Q. From what you can tell, which party, if any, is gaining the most popularity and momentum leading up to a possible federal election?

Base: All respondents